

UNICOL[®]

Edition 60



Mounting
Solutions

Supporting You

Welcome to the Unicol Catalogue

Our comprehensive range of AV equipment mounts is available ex stock and offers unrivalled flexibility. Order either as standard assemblies or in component form to suit your own requirements. We also offer an efficient service in the manufacture of custom made items, from 'one-off' specials to large scale projects for corporate users. – Call us today or visit our website!

UNICOL Europe



Unicol's solid design principles, driven by a passion to supply safe, cost effective, adaptable and dependable mounting solutions has been at the heart of our 60 years serving the AV industry.

Welcome to UNICOL Europe.

Established in 1963, UNICOL has been at the forefront of design and manufacture of AV support equipment and for sixty years has remained true to the principle of innovating robust, versatile and dependable products. The UNICOL product range includes stands and trolleys through to ceiling, wall or floor mounting solutions for projectors and large format displays. Powered trolleys, video walls, lecterns, presentation units and collaboration tables are also available. Modular interchangeability combined with neat appearance is the theme running through all the product ranges with emphasis on safety and ease of installation being paramount.

You will find a range of new products in this edition and our experienced team are ready to support you with your next project.

Peter Ligertwood
Managing Director



Our 45,000 sq ft Oxford factory dedicated to the production of AV mounting solutions brings together design, development, testing, manufacture, despatch, sales & support, all under one roof.

UNICOL UK



UNICOL products have been designed to meet BSI installation specification standard BS8590. All goods are sold subject to the Companies terms & conditions of sale, a copy of which is available upon request or can be downloaded from our website www.unicol.com. VAT will be charged at the prevailing rate at time of invoice. Mechanical items have a 10 year design & manufacturing warranty. Electrical parts are covered by a 12 month return to base warranty. UNICOL products are the subject of continuous development and we reserve the right to improve designs or change specifications without prior notice.

Products and prices listed in this catalogue are correct at time of going to press (Issue 60 - 2023). © Peter Ligertwood 2023.

UNICOL Deutschland GmbH, Willi-Grasser-Str. 15, D-91056 Erlangen


Contents – Product Finder Pages



Editor's Choice

Daily Projects

4 & 5



Screen Mount
Trade Packs
Ceiling & Floor to Wall

24 & 25



VS1000
Stands, Trolleys
& Components

6 & 7



Wall Arms Panarm
Recess & Double

26 & 27



Axia
Stands & Trolleys

8 & 9



Outdoor Housings
& Covers

28 & 29



Avecta Stands
Parabella & Tevella

10 & 11



Indoor Kiosks
& Totems

30 & 31



Rhobus
Stands & Trolleys
Nesting Trolley

12 & 13



Video Wall Mounts
V-Wall Video Wall Stand
AV Roller Trak

32 & 33



Large Axia Titan
Stands & Trolleys
Motorised Stands

14 & 15



Screen Rail
Gantry Systems

34 & 35



AV Furniture
Huddle Tables
Education Lecterns

16 & 17



Slim Profile Mounts
Cassette Mounts
PC Housings

36 & 37



AV Teaching Lecterns
Cabinets & Large
Screen Lecterns

18 & 19




PSU Projector Units
Guardbox
Security Cages

38 & 39



Dedicated Wall Mounts
Sound & Video Bars
Universal Wall Mounts

20 & 21



Gyrolock
Projector
Mounts

40 & 41



Installation
Components

22 & 23



Single Column Stands
& Trolleys
Parts & Accessories

42 & 43

EDITOR'S CHOICE FOR 2023

Large Screen Ceiling Suspension Trade Packs

An addition to our popular trade pack range, the choice now extended to support up to 110" screens.

P24



PZX10 Large Screen Universal Mount

P21

for screens up to 110" and VESA fixings of 1500 x 600.

Microsoft Front Row short throw Projector and Videobar mount

A floor stand for short throw projectors with 2 x 1U racks and arm for Videobar or camera.



P38

Comfort Monitor Trolley

Based on our VS1000 range this trolley provides easy set up for use at the front of any stage.



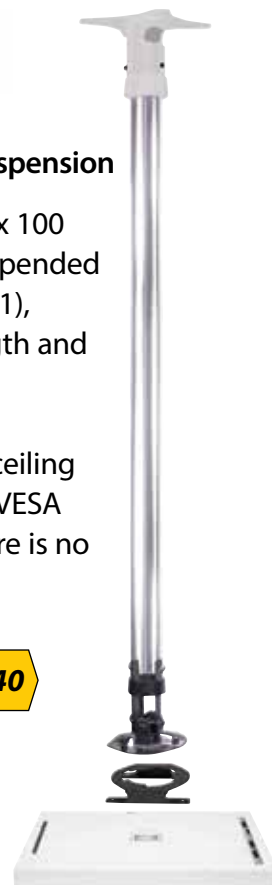
P6

Microphone Ceiling Suspension

Microphones with 100 x 100 VESA fixings can be suspended from a Ceiling Plate (CP1), column of suitable length and GK4 with 100x100 GAP.

We also make close to ceiling mounts with the same VESA fixings, used where there is no ceiling void.

P40



How To Order

Call our technical sales team direct, email or order on line.

We are more than pleased to help regarding best choice of items to order or advise on any project being considered.

Tel: +49(0)9131 9405 800

Email: info@unicol.de

Web: www.unicol.de

Most standard products are available on an ex stock basis.
Please state screen or projector make / model & colour choice.

Symbols & other information



Typical single screen guide: Light or heavy monitors will influence this.



Maximum carrying capacity for which each product is designed.



Colours ex stock. (no cost where shown)
Sinterflex black – **standard** (except Trim Discs)
Sinterflex white (on selected products)
Diamond Silver (on selected products)

Please state colour choice when ordering
(Other colours charged at +18% plus powder purchase cost)

UNICOL Special Projects Department

Highlighting our in-house design & manufacturing capabilities,
resolving every day customer requests.

CORPORATE
EVERYDAY
EDUCATION
RETAIL



Front-Row Mount (P 38)



Sound Bar (P 20)



Horizontal Slide (P 37)



Rhobus Twin (P 12)



Floor to Ceiling (P 25)



Compact Video Wall (P 32)



Edge Line Enclosure (P 31)



Vertical Slide (P 37)



Floor to Wall Stand (P 12)



MS2 Hub Trolley (P 10)



Principal Desk (P 18)



Rhobus Huddle (P 16)



Ceiling Mounting (P 24)



Floor-to-Ceiling (P 25)



Multi-screen (P 34)



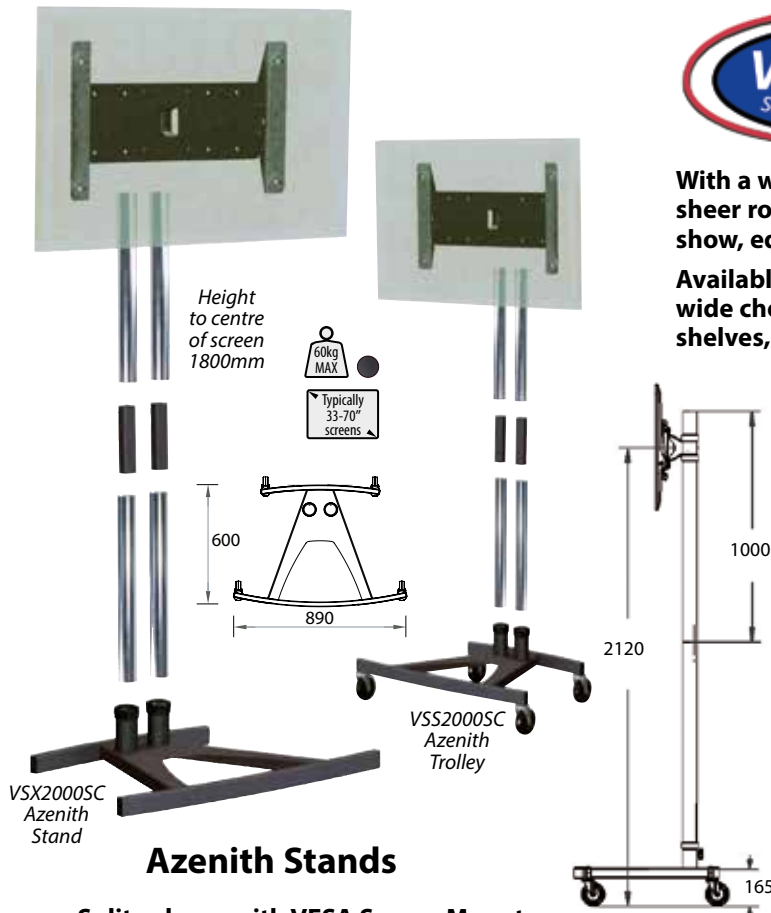
Edgeline (P 31)



"The Work Horse of the AV industry"

With a wide choice of interchangeable parts, easy assembly and sheer robustness VS1000 trolleys are the favoured choice of trade show, education, broadcast and AV users everywhere.

Available as static, wheeled base or back to back versions, with a wide choice of height options. Accessories include metal or glass shelves, locking cabinets and other options.



Azenith Stands

Split column with VESA Screen Mount

Order Code

VSX1800SC - Stand 200 x 200 to 600 x 400 VESA
VSS1800SC - Trolley up to 70" / 60kg max

VSX2000SC - Stand 200 x 200 to 600 x 400 VESA
VSS2000SC - Trolley up to 57" / 60kg max



Heavy duty braked wheel options – see Page 43.



Stand for single display on plinth base (shelf optional)

VS1-1500x2-PS2-PZXU with VP1



Scimitar base with optional locking cabinet

VS1000T with VLC

Build any configuration from




Mount Adapters

Converts Pozimount mounts (or Xactmatch mounts) to fit twin columns. Standard Allen screw fixing. Fully height adjustable.

Order Code

PS2 Standard single screen
PS8 Back to back screens



Pozimount Universal Flat Screen Mount

For screens 42" to 70" plus VESA fixings 200 x 200 to 600 x 400.

Order Code

PZXU non-tilting

Full Pozimount range on Page 21



Order Code

VSS 870w x 600d
VSR with BRAKED wheels
VSX Stand version (without wheels)

VSR base has higher spec BRAKED wheels - supports up to 105 Kg

Scimitar™ Bases

Elegant curved design. Trolley base has 10cm non marking rubber tyre wheels.

Stand version has 1.5cm plastic feet.



Standard Plinth Base

Stylish plinth base has resilient non-marking feet. Has clearance for cables routed beneath.

Order Code mm

VSLN 760w x 580d



Order Code

VSB 845w x 640d
VBR with BRAKED wheels

VBR base has higher spec BRAKED wheels - supports up to 105 Kg

Original 'K' Base

Still preferred by many for its robust design. Has 10cm non-marking rubber tyre wheels.



Back-to-Back Base

With centralised column sockets for Back-to-Back screen use. Resilient non marking feet & clearance for cables routed beneath.

Order Code mm

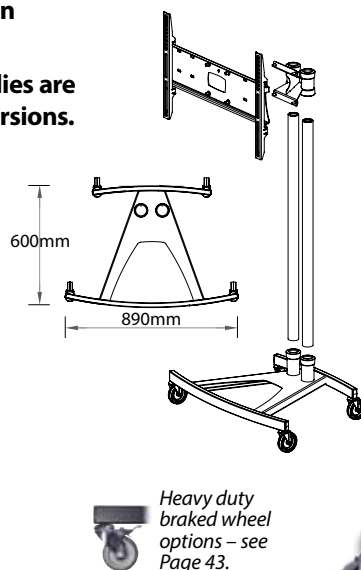
VSLBB 700w x 700d

Choose from the standard units listed or select & assemble any of the parts to suit your needs

VS1000 trolleys with Scimitar bases

The curved design of the Scimitar base units offers an attractive alternative to 'K' base versions.

Whichever style you choose all these trolley assemblies are available in both VESA or Universal screen mount versions.



Standard Scimitar base stands & trolleys

Stands

Order Code For screens up to 70" – up to 60kg max
VS1000P - 150cm columns
VSX1800 - 180cm columns
 Order Code For screens up to 57" – up to 60kg max
VSX2000 - 200cm columns

Trolleys

Order Code For screens up to 70" – up to 60kg max
VS1000T - 150cm columns
VSS1800 - 180cm columns
 Order Code For screens up to 57" – up to 60kg max
VSS2000 - 200cm columns

the components listed below

Split Columns

Use with Azenith stands. Ideal for the hire & event industries.

Order Code Description
1800SC - 4 x 89CM + CCSPD
2000SC - 4 x 1M + CCSPD



Shelves

In metal or toughened glass.

Order Code metal / mm
VP1 500w x 400d
VP2 550w x 450d
VP3 300w x 300d
 Order Code glass / mm
VGS 500w x 400d



Locking Cabinet

For DVD players, PCs etc.
 Fully height adjustable.
 Rear panel has access for cables.

Order Code Internal Dimensions mm
VLC 550w x 150h x 400d

Columns


Chrome plate finish (pair)

Order Code Length mm
1500X2 1500
1800X2 1800
2000X2 2000

Brushed Stainless Steel (each)

Order Code Length mm
1500SS 1500
2000SS 2000

(Other column lengths listed on Page 22)



Distance from twin sockets to base rear edge – 25mm

Compact Bolt Down Base

Offers minimal base footprint for fixed screen stands. M10 floor bolts (not supplied) fully recess into base. Trim caps neatly complete installation.

Order Code mm
VSF 400w x 300d



Order Code
ESE (Europlug)

4-Way Power Sockets

These clip to the base of the VS1000, TC1000 and the Single Column Trolley range (Page 42). With 3m cable and Euro plug.

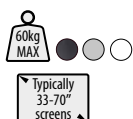


- * Graceful, stylish design
- * Neat cable management
- * Screen mount included
- * 4-way power socket
- * Safety glass shelves
- * Video Conference versions
- * Portrait screen options
- * Corporate colour options



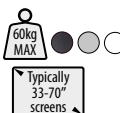
Height
to centre
of screen
1500mm

Standard Axia
Hi-level stand

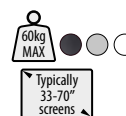


Standard Axia
Lo-level stand

Height
to centre
of screen
1200mm



Hi-level
Stand with
AXLC Locking
Cabinet



Hi-level
Plinth
Cabinet

Height
to centre
of screen
1650mm



Hi-Level Stands

With our PZX universal screen mount. Stylish plinth base has resilient non-marking feet. 4-way power socket neatly locates behind screen.

Select toughened glass or metal shelves as required.

Standard Hi-Level Stand

Order Code

AX15P for screens up to 70"

Lo-Level Stands

The quality option for corporate lounges or hospitality seating areas.

With our PZX universal screen mount. Plinth base has resilient non-marking feet. 4-way power socket neatly locates behind screen.

Standard Lo-Level Stand

Order Code


AX12P for screens up to 70"

Plinth Cabinet Stand

Popular for showroom or exhibition use. Lockable base for PCs, DVDs etc has resilient non-marking feet.

Order Code

AX16P Cabinet Base version
Cabinet internal dims 480(w) x 400(d) x 160(h)mm



Shelves

Edge polished toughened glass or metal versions available.

Lugs fit through mast slots & screw securely into position.

Order Code glass / mm
AXGS 500w x 400d
AXWS 780w x 390d

Order Code metal / mm
AXSS 500w x 400d

Axia Locking Cabinet

For DVD players, PCs etc.

Lockable drop down door.

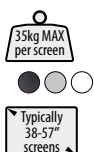
Rear panel has access for mains and other cables.




Order Code Internal Dimensions mm
AXLC Size 550w x 150h x 400d



Height
to centre
of screen
1600mm

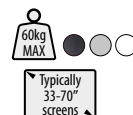


Standard Axia
Twin screen
trolley version
Sinterflex Black

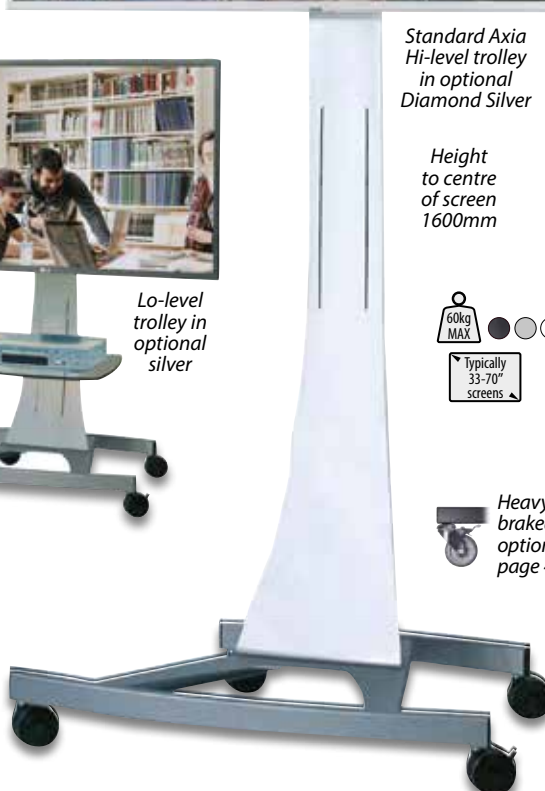


Standard Axia
Hi-level trolley
in optional
Diamond Silver

Height
to centre
of screen
1600mm

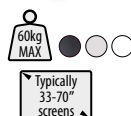


Heavy duty
braked wheel
options – see
page 43.



Height
to centre
of screen
1200mm

Lo-level
trolley in
optional
silver



Axia Twin Screen and Video Conference Stands & Trolleys

These internally strengthened units for twin screen use cover a wide range of screen sizes. Easy to set up, using our PZX universal screen mounts. Toughened glass shelf is included.

Order Code Stand Versions
AXC15P51 screens 38" - 57"

Order Code Trolley Versions
AXC15T51 screens 38" - 57"

State make & model of screens when ordering
Above screen video conference mounts and larger
screen versions also available.

– Call us for any advice or assistance required

Lo-Level Trolleys

Includes PZX universal screen mount, 7.5cm twin wheel castors.
4-way power socket neatly locates behind screen.

Standard Lo-Level Trolley

Order Code
AX12T for screens up to 70"

Hi-Level Trolleys

Uses PZX universal screen mount and base with 7.5cm twin wheel castors. 4-way power socket neatly locates behind screen.
Select toughened glass or metal shelves as required.

Standard Hi-Level Trolley

Order Code
AX15T for screens up to 70"

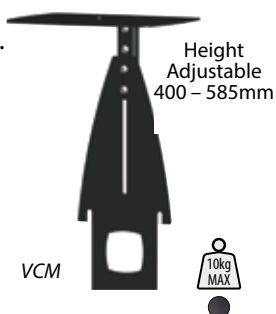
Video Conference Mount

For most makes/models of cameras.
Fits either above or below screen.

Telescopic adjustment enables camera platform to be positioned at optimum height.

Dedicated mounts for specific makes/models of cameras also available – Call us for details.

Order Code mm
VCM shelf size 340w x 260d



Height
Adjustable
400 – 585mm



Axia Colour Options

With their graceful flowing curves Axia stands & trolleys already look good in their standard finishes.

Adding a corporate or individually chosen colour can dramatically enhance the effect, harmonise with interior schemes or even the screen itself.

– Call us for further details





From boardroom to show venue – a flexible and adaptable stand system with excellent cable management. Static or wheeled versions, single or dual screen options.



Bolt-Down
Floor to wall also available.

Avecta AVHP with optional 2 x AVGS glass shelves

Hi-Level Stand & Trolley

Height to centre of screen adjustable from 1100mm to 1500mm complete with PZX universal screen mount, 4-way power socket and all metal shelf.

Order Code

- AVHP** Stand with universal mount
- AVHT** Trolley with universal mount
- AVHTR1** With RTM10 Rotamount complete
- AVHTSURH** Trolley for MS Hub 2 with shelf
- AVHB** Stand with bolt down base & shelf

Lo-Level Stand

Height to centre of screen fully adjustable. Comes with PZX universal screen mount, 4-way power socket and all metal shelf.

Order Code

AVLP

Typically 33-57" screens

70kg MAX

Height to centre of screen 600 to 950mm



Avecta AVLP



AVHTSURH with MS Hub 2 shown tilted & shelf folded

Height to centre of screen 1250 to 1520mm

Heavy Duty Trolley

For large screens up to 110" – this trolley comes with an integral universal mount.

Shelves and locking cabinet are also available.

TCAVT
Height to centre of screen adjustable to 1500mm

State screen make & model when ordering

Order Code

TCAVT

TCAVS shelf

TCVLC cabinet

Single box Solution

Typically 70-110" screens

120kg MAX

Video conference & twin screen units

Different screen sizes can be accommodated using one of 3 central cross member types which carry our standard Pozimount universal mounts.

Comes with metal shelf. Order video conference camera mount, or glass shelf as required.

Order Code

ACHT Hi-level Trolley

ACHP Hi-level Stand

State screen make & model when ordering



VCM Video Conference Mount also available – (See Page 21)

Avecta ACHT with AVP1 metal shelf and optional VCM video conference mount

Avecta Accessories

20kg MAX

Equipment Shelves

The shelves are fitted in between the mast sections so adjustment is 15 or 30cm with access to cables routed in the mast. Edge polished toughened glass & metal versions are available.

A fold down metal version is also available fitted to front or rear.



Order Code Type mm
AVGS Glass 500w x 400d



Order Code Type mm
AVP1 Metal 500w x 400d
AVP2 Metal 550w x 450d
AVP3 Metal 300w x 300d

AVP4 metal fold down shelf. Ideal when using Lap Tops and other peripherals. Shelf folds flat to enable trolley to be neatly placed against a wall when not in use.

Order Code Type mm
AVP4 Folding 440w x 350d



Parabella®

The recommended stand unit for exhibitions & conferences.

- * Curved slim design
- * For screens 40 - 80 inch
- * Neat cable management
- * 1.8m viewing height
- * Standard & Large available

Standard Parabella

Comes with PZW universal mount & converter.

Order Code

PA2 for screens 40" - 70"

Heavy Duty Parabella

Comes with PZX9 universal mount, larger base & converter.

Order Code

PA9 for screens 71" - 80"

Typically 40-80" screens

80kg MAX



Note: Parabella is not suitable for touch screen use.

Parabella Accessories

Glass Shelf



Toughened glass fully edge polished.

Order Code mm

PARAG2S size 500w x 400d

20kg MAX



Base & Converter – screens up to 80"

Order Code mm

PARAB2 large size 1210w x 700d

CTPA3 mount converter

Power Sockets

In special housing to fit Parabella stand with 4.5m cord.

Order Code

PARAESEB Euro 4-way socket

State screen make & model when ordering



TVT1

TEVELLA™

Tevella TV Stand

- * Cables routed through base & column
- * Bolt down version also available
- * Stand height to centre of screen 100cm
- * Trolley height to centre of screen 140cm

Order Code

TVV1 Upright - 15-32" screens

TVL1 Lectern Version - 15-32" screens

TVT1 Trolley Version - 15-40" screens

Order Code

TVB1 Bolt Down Version - 15-40" screens

Typically 15-40" screens



TVL1



TVV1

Typically 15-32" screens

15kg MAX





**RH100 with SBM1
Soundbar Mount**

RHOBUS®

- * Premium boardroom quality
- * Wide choice of screen options
- * Discreet cable management
- * PowaLift operated options
- * Lockable housing for codec etc
- * Supplied with castors & static feet
- * Sinterflex black or white as standard
- * Single box solution

The complete corporate communications platform ...



- * All wheeled versions allow users to swap from trolley to stand



**RH100 with VCCS
Soundbar & Camera Mount**

With its clean lines and superior finish options the Rhobus range of stands and trolleys answers all the needs of the corporate user – from boardroom to prestige exhibitor.

Choose from the elegant single screen version through to multi-screen units to support the very latest and best in corporate communications. Ample capacity is provided within the central mast for cabling, codecs and other systems, all accessible through a locking door. Built in power socket comes as standard.

Listed below is the range of standard Rhobus models including heavy duty versions (taller and for larger screens) and on the opposite page multi-screen and ultra heavy duty models with PowaLift versions shown on page 15.

A wide range of accessories are available to enhance the collaborative experience. These include glass shelves, video conference camera mounts and soundbar mounts to fit most of the makes and models available. (Rhobus accessories are listed on the opposite page. Dual video conference and soundbar mounts are listed on Page 20 and video conference camera mounts on Page 21).



Single Screen
RH100

Twin Screen
RH200

Bolt Down
RHBD100

Floor to Wall
RFSWH

Heavy Duty
Single Screen
RH100-HD

Heavy Duty
Twin Screen
RH200-HD

Heavy Duty
Bolt Down
RHBD100-HD

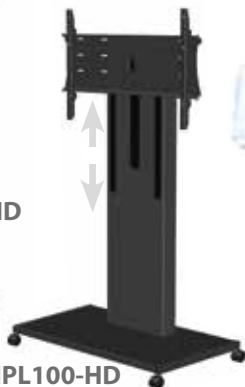
Heavy Duty
Floor to Wall
RFSWH-HD

Rhobus Trolleys and Stands			
Typically 33-70" screens		Typically 71-110" screens	
140cm Mast Height – Standard (33" - 70")		180cm Mast Height – Heavy Duty	
Order Code	Description	Order Code	Description
RH100	Trolley/Stand – Single Screen	RH100-HD	Trolley/Stand – Single Screen (71" - 110")
RH200	Trolley/Stand – Twin Screen	RH200-HD	Trolley – Twin Screen (71" - 86" - 2x50kg)
RHBD100	Bolt Down – Single Screen	RH200-HD-P	Stand – Twin Screen (71" - 86" - 2x50kg)
RFSWH	Floor to Wall (Note: Mast Height 170cm)	RHBD100-HD	Bolt Down – (71" - 110")
RHU	Trolley/Stand – RH100 without screen mount	RFSWH-HD	Floor to Wall (71" - 110")

RHOBUS[®] An abundance of practical features



RH400-HD



RHPL100-HD



RH200-UHD

Other Rhobus Trolleys

Order Code	Description	Order Code	Description
RH400-HD	2 x 2 Screen (4 x 33" - 57")	RH200-UHD	Ultra Heavy Duty Stand (71" - 110" - 2x100kg)
RHPL100-HD	Heavy Duty PoweLift (71" - 110") (See P15)		

Rhobus Accessories

Order Code	Description
RHGS1	Glass Shelf – 500(w) x 400(d)
RHGS2	Glass Shelf – 780(w) x 390(d)
RHCB1	Blade Style Camera Mount
RHCC	Blade Mount Conversion Shelf
VCM	Standard Camera Mount
RFWST	Wall Tie (attaches mast to wall)



RHGS1



RHCC



VCM



RHCB1

The range of Video Conference and Sound Bar mounts available is shown on Pages 20 & 21


NEST-STAR[®] Nesting Trolleys

A complete teaching assistant on wheels that can be deployed quickly and neatly stowed when not in use.

This robust trolley supports your displays and securely houses your favourite PCs and controllers. The standard trolley comes with a plain mast. However, we understand that choice of equipment is important and will customise the rear or front of the mast section with a 300 x 300 x 100mm cable/keypad pocket and standard double gang wall plate & cable assembly at an additional cost. (Please call us for a quote). Handles are provided for ease of movement as standard.

These trolleys can quickly turn an empty space into an effective student e-learning environment. Whilst Sinterflex Black is the standard colour, other bright & bold finishes are available.

- * Robust modular construction
- * Easy to assemble and install
- * Quick and easy deployment
- * Customisation available
- * Secure storage for players / PCs
- * Standard black with colour options
- * Fast turnaround delivery 5 - 7 days



Height to centre of screen 1500mm

NST1



NST2



Typically 33-90" screens

Shown in various custom colours with holes cut for specific customer requirements.

* Please Note: Standard trolley comes in Sinterflex Black with plain mast. The rear / front of the mast can be customised with a cable/keypad pocket and double gang wall plate & cable assembly.

Order Code

NST1 For up to 70" screens (Trolley only - no electronics)

NST2 For up to 90" screens (Trolley only - no electronics)

When ordering please state make & model of screen, custom option requirement and colour choice. For small dedicated batches we charge +18% plus the cost to purchase the powder.

Axia Titan

Designed for large format or multi-screen applications, these trolleys incorporate heavier mast sections and increased base footprint to accommodate large screen sizes and heavier loads. Axia Titan trolleys come in 4 versions:

- * **Fixed Height**
- * **Manual Easy Lift**
- * **Bolt Down versions**
- * **PowaLift with Remote**

Safety Note: Safety must always be the first priority when handling large / heavy screens, which should be installed by qualified personnel using appropriate lifting equipment. Manoeuvre and position trolleys only on flat and even surfaces. Large screens may need removing when manoeuvring trolley under standard door heights.

Manual Easy Lift

Smooth 'ratchet action' for easy lifting. Practical, reliable and immune from show venue power outages!



Manual Easy Lift Trolley For Screens up to 98"

Order Code
AXW20 1.5m to 2.5m centre of screen

PowaLift Electronic

Axia Titan PowaLift Versions. – Smooth powered vertical travel for screens up to 110"

These trolleys incorporate a powerful linear drive system within the heavy duty mast. Supplied with hand held remote and manual switch option as standard.

Order Code
AXL15T2J for screens up to 110"

CE approved &
DDA compliant

Typically
70 - 110"
screens

200kg
MAX



Typically
70 - 110"
screens

200kg
MAX

Fixed Height
2m Trolley
Version

Fixed Height

For Screens up to 110"

Order Code
AX15T2J 1.5m to centre of screen
AX20T2J 2m to centre of screen

For multiple 2 x 2 (4) Screens Up to 55" & 35kg max per screen

Order Code
AXM20T31 2m to centre of screen
State make & model of screen



Shown on
standard base
with optional
static feet –
supporting
4 x 55" screens

Smooth
Powered
Operation

35kg
MAX
per screen

Prices quoted are ex-works
as the Easy Lift is despatched by
dedicated courier.

Manual
Easy Lift

Bolt Down
versions
available

Typically
70 - 98"
screens

120kg
MAX



Motorised Stands, Trolleys

PowaLift™

Electronic control & PowaLift technology combine in these versatile units.

- * Safe, smooth operation
- * Well proven technology
- * Quality, long life components
- * For screens 33 to 98 inch
- * Controllable by remote fob, cord switch or direct from your laptop – all supplied with unit

Operated by wireless remote or manual switch, screens can be commanded to rise or descend smoothly through 700mm, stopping safely at any point.

These units serve many requirements, particularly in the field of education, enabling young children or wheel chair users to interact with touch screens. 'Touch of a button' height control also makes it easy to move from one location to another through doorways.

Screen mount, hand held remote with manual switch and 4-way power socket supplied as standard.



AVMT31

Trolley Version

Order Code
AVMT31 33" to 70"

State make & model of screen

Typically
33-70"
screens

100kg
MAX

Rear of unit shown with 4-way power socket, antenna, power-in, USB & cord switch socket



Laptop Arm fully extends & articulates

Laptop platform

Order Code
AVML2



AVMW31

Floor to Wall Version

Using the same proven mast technology as our trolley version these units allow fixed installation with the benefit of compactness and slim profile.

Order Code Standard
AVMW31 33" to 70"

100kg
MAX

Order Code Heavy Duty
AVMW91 71" to 98"

150kg
MAX

State make & model of screen

Typically
33-98"
screens



RHOBUS
PowaLift™

Rhobus RHPL100HD Trolley with 'Touch of a button' PowaLift technology to raise and lower screens smoothly through 700mm.

For larger screens the Rhobus PowaLift version has all the functionality of the original - above.

- * For screens 71 to 110 inch
- * Safe, smooth operation
- * Quality, long life components
- * Bolt down & Floor to Wall versions available
- * Controlled by remote fob or manual switch – all supplied with unit

Order Code
RHPLFW HD PowaLift – Floor to Wall (71" - 110")
RHPL100HD HD PowaLift – Trolley (71" - 110")



150kg
MAX

Typically
71-110"
screens



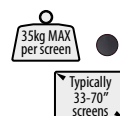
There are two Rhobus table versions, Huddle and Stand-to-Meet. The Huddle can be powered up and down to adjust table height. Both have ample capacity & connectivity for cabling, codec and integration with other systems, all accessible through a cable well and locking door. Built in 4-way power socket comes as standard.

Video conference camera mounts are available for all the leading manufacturers of VC equipment. Table tops can be customised in different shapes with cut-outs for all the leading brands of connectivity devices. They can also be branded with different colours and logos.

Rhobus Huddle

Order Code
RHO1
RHO2

Single Screen version
Twin Screen version



RHOBUS[®] Stand-to-Meet

- * Full unified connectivity
- * Underside rack options
- * Built in hearing induction loop
- * Motorised height adjustable top
- * Branding, logos & special finishes
- * Accommodates wide choice of devices
- * Lockable equipment housing

Rhobus Stand-to-Meet

Order Code

RS01

Twin screen stand to meet unit

RSU01

Underside custom controller /switcher unit

RSU02

Large front mast for cable cubby with retractors

(This stand has a fixed table top height)





Canterbury™

Free Standing Lectern

- * Premium lecture room quality
- * Customised control housing options
- * Secure front & rear installation access
- * Lockable, with key alike options
- * Concealed castors plus levelling feet
- * High quality monitor arm included
- * Sinterflex Black & other colours available
- * 19inch, 16U rack supplied as standard
- * Quality wood finish 36mm work surface
- * All to BS8590 AV Code of Practice guidelines

Versatile lectern provides secure storage for media electronics with 19" 16U rack mounting as standard. Stylish oval cabinet has concealed castors with jacking feet for extra stability on uneven surfaces. The range of durable desk tops are available in a choice of sizes and incorporate a control panel housing for standard & custom apertures together with power outlets.

High quality monitor arm is fully adjustable, desk top has generous room for keyboard and visualiser (if required). All are available in 1000, 1250 & 1500mm widths, 750mm deep with a choice of wood effect finishes. In addition to the standard units offered we are able to customise for a wide range of requirements plus colour options and branding. This premium self contained lectern is complimentary to any modern lecture theatre.

Desk Top and Cabinet Choices:



Oak



Beech

Desk Tops

(36mm thick)



Grey



Black



White

Cabinets



Black



White



Silver

How to Order

Choose from the three models listed below and select any of the desk top & cabinet finishes listed. Please include preference for monitor arm left or right and control panel housing requirements.

Order Code

UFCL10

Canterbury Lectern

Top - 1000x750x36mm - with Monitor Arm & Control Housing

UFCL12

Canterbury Lectern Plus

Top - 1250x750x36mm - with Monitor Arm & Control Housing

UFCL15

Canterbury Lectern Pro Plus

Top - 1500x750x36mm - with Monitor Arm & Control Housing

Presenter™

Wall Mounted Control Desk

Ideal for small lecture theatres or anywhere where space is limited. Folding work surface is ideal for laptop, notes etc. Unit is designed to be functional yet compact, with many control panel options.

Lockable cabinet (with key alike options) is provided for a PC with access to PC ports and power through the side of the unit. A 3U rack strip is also built in. Options include standard UK two gang aperture, plus any other control panel features required.

How to Order

Decide control panel preferences and PC or other items to be housed. Our technical team will be pleased to advise regarding options available. In addition to colour choice offered, alternative finishes can be quoted for.

Order Code

UFPL08

mm

800(w) x 796(h) x 605(d)

Work Surface



Cabinets



white



black





The Principal™ Lecturer's Desk

Provides lecturer's with a central desk facility to control AV lecture content, screen or projector video sources, audio, lighting levels and more. Cabinets have 19" removable 6U racks. The desk, with control housing and screen mount, powers up and down for standing or seated operation using the manual switch or remote fob supplied.

- * 19" removable 12U racks allows pre-installation option
- * Full cable management allows for bulky connectors
- * Motorised Desk Top in a range of widths & finishes
- * Screen mount has left/right or multi-screen options
- * Control Housing has standard & custom apertures
- * Quick release doors for ease of installation
- * Generous desk top space for visualiser if required
- * Castor mobile for access through standard doorways
- * Optional custom logos plus illuminated versions

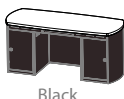
Shown with desk top raised, fully equipped control panel with phone, monitor, microphone, visualiser, keyboard and custom illuminated logo



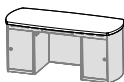
Smooth
Powered
Operation

Desk Top and Cabinet Choices:

Cabinets



Black



Silver

Desk Tops (36mm thick)



Oak



Beech



Grey



Black



White

How to Order

Choose from the three models listed below and select any of the desk top & cabinet finishes listed. Please include preference for monitor arm left or right and control panel housing requirements.

Order Code	mm
UFPD15	1550(w) x 778(h) x 700(d)
UFPD18	1850(w) x 778(h) x 700(d)
UFPD24	2400(w) x 778(h) x 700(d)

The Mentor™ Lecturer's Desk

With the ability to change lighting, content, audio and video sources from one place, the Mentor allows users to take control in any lecture theatre from one desk facility.

How to Order

Select any of the desk top & cabinet finishes listed above. Please include preference for monitor arm left or right and control panel housing requirements.

Order Code	mm
UFMD13	1300(w) x 778(h) x 700(d)

- * Hinged desktop gives easy access to AV equipment beneath
- * 19" removable 12U racks with additional 1U vertical rack featured in desk leg
- * Full cable management
- * Lockable, with key alike options
- * Concealed castors plus levelling feet
- * Neat quick release door mechanism
- * Desk top control housing options
- * Range of desktop and cabinet finishes
- * Custom illuminated branding options

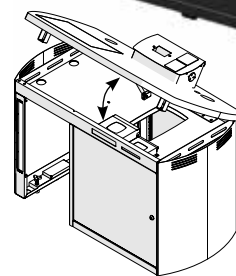


Table Stands for screens 40 – 110 inches

Our table stands are available in Universal & Dedicated mount versions: Standard and large VESA sizes are covered by our Universal range. Dedicated stands are available if you have a screen not covered by our Universal model range and these are manufactured to suit your screen.

Order Code	
PFT3	Universal 32" to 57" – 200 x 200 to 400 x 400 VESA
PFT1	Universal 40" to 57" – 200 x 200 to 600 x 400 VESA
PFT21	Universal 58" to 70" – 200 x 200 to 600 x 400 VESA
PFT9	Universal 71" to 110" – 600 x 1000 VESA



State screen make & model when ordering

Illustration shows 70 inch screen version from our dedicated model range

Typically 32-110" screens

60kg MAX

All versions have resilient non marking feet

Media Screen Units, Cabinets & Tilting Lecterns

19" Rack Cabinet & Screen Units

This versatile range provides secure storage for media electronics. 19" rack mounting as standard, shelves optional. Select mast & screen mount units from the listings below.



AVR5 - M1X1
Media Screen Unit

Typically
33-57"
screens

40kg
MAX



AVR5
Standard cabinet
500w x 700h x 500d

Order Code Single Cabinet

AVR5 Standard rack mount depth 442mm

AVR7 Extended rack mount depth 642mm

AVR9 Oval style cabinet (dims as standard)

M1X1 Mast assembly inc single screen mount



AVRHD3
Dual heavy duty
display, triple cabinet credenza.
Columns, screen mounts & 3 x 12u racks included

Order Code Twin Cabinet

AVRT5 Standard rack mount depth 442mm

AVRT7 Extended rack mount depth 642mm

M2X1 Mast assembly inc twin screen mount

Order Code Triple Cabinet Credenza

AVRHD3 inc. columns, mounts & 3x12u racks

* Special Non-standard Versions of these cabinets, screen mounts and accessories are also manufactured – Call us for details.



AVRT5 Standard twin cabinet
1015w x 700h x 500d

Universal Shelves

Fit all cabinet versions and locate into rack mount slots. Useful above / below rack mounted equipment or in any way required.

Order Code

VR300 1u Rack

VR500 Shelf – 430mm(d)

VR700 Shelf – 630mm(d)



Large Screen Lecterns



Shown left, TL1, a rigid and stable platform with fixed angle screen mount.

Shown right, TL2HD, a trolley that can be powered up and down with a variable angled screen mount, manually operated through 90 degrees from horizontal to vertical.

The TL2HD is for screens 71" to 110". Full cable management is provided at the rear.

0 to 90°
Tilt



Height
to centre
of screen
1000mm

80kg
MAX

Typically
33-70"
screens

TABLEAU

Mast incorporates two compartments, both 344(w) x 95(d) – 1 x 280(h) & 1 x 398 (h), to house small PCs or other electronics together with cabling. Base unit has resilient non marking feet and clearance for cables routed beneath.

Order Code

TL1-PZXU for screens 33" - 70"

120kg
MAX

Typically
71-110"
screens

TABLEAU+

Operated by manual switch, screens can be commanded to rise or descend smoothly through 500mm, stopping safely when required. Screen angle can be manually moved through 90 degrees and locked at any point. The TL2HD comes with mount & full cable management.

Order Code

TL2HD for screens 71" - 110"

Smooth
Powered
Operation

State screen make & model when ordering

Dedicated Screen Mounts



Approved mounts specifically designed for each make and model of screen listed

Xactmatch mounts take all the guesswork out of ordering and installing screen mounts whatever the make or model and whether stand, trolley, wall or ceiling fixed. Our range covers all popular makes of screens and are available in landscape or portrait versions.

- * Factory designed & tested for each screen model
- * Cable entry & cooling vent positions allowed for
- * Landscape and portrait versions for all models
- * Correct screen fixings included



Slimline Flat Mounts (Landscape)

Order Code

PLX1 Screens up to 70" landscape - 80kg

PLX3 Screens 71" to 110" landscape - 150kg

PLX1 ●

Slimline Flat Mounts (Portrait)

Order Code

PPX1 Screens up to 70" portrait - 80kg

State screen make & model when ordering



Tilting Mounts (Landscape)

Order Code

PLW1 Screens up to 70" - 80kg

PLW3 Screens 71" to 110" - 150kg

Tilting Mounts (Portrait)

Order Code

PPW1 Screens up to 70" - 80kg

PPW3 Screens 71" to 90" - 150kg

Xactmatch Rota Mounts

Smoothly rotate screens from landscape to portrait and anywhere in between.

Rota Mount RTM1 is designed to fit most Unicol stand & trolley models or floor to ceiling systems and can also be direct wall fixed if required. In-built safety stops allow precise indexing to both landscape and portrait positions.

Use Rota Mount in conjunction with our range of special Exactmatch slimline flat mounts, stating make & model of screen when ordering.

Order Code

RTM1 Screens up to 70" - Includes PLX mount

Higher capacity Rota Mounts for larger displays available - Call us for details.



Comes with screen mount
Please state screen make & model

Safety Note: Ensure safe cable management when using these units. Cables should be sheathed or otherwise protected and have sufficient freedom of movement.

Universal Rota Mount

For VS1000 & Avecta style stands & trolleys



Rotating through 90° this mount fits directly to columns and can also be adjusted from vertical to 5° upward tilt.

Order Code

RTM110 VS1000 - 110mm c-c - up to 70"

RTM150 Avecta - 150mm c-c - up to 70"

Fits VESA sizes 200 x 200, 300 x 300 & 400 x 400



Sound Bar & Video Conference Sound Bar Mounts

Sound Bar Mounts

We design and manufacture sound bar mounts for many makes and models. These units allow sound bars to be fixed to our stands & trolley ranges and ceiling suspension systems by fixing to columns or universal mounts.

The SBM1 & SBM9 hook onto Universal Mounts. The SBT1 utilises the 150 x 150mm centres for twin screen central mounting.

Can be mounted above or below the screen.

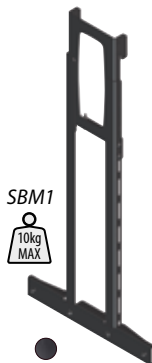
Order Code

SBM1 Screens up to 70" - PZX/W 1&3, FCS1, ScreenRail & KP1&3

SBM9 Screens 71" to 100" - PZX9U, FCS4 & TCAVT

SBT1 Twin Screens up to 70"

SBC Single Column Suspended - up to 70" Screens



Video Conference Sound Bar Mounts

Sound bar mounts that include a camera mount for many makes and models are also available. Sound bars including cameras can be fixed to our stands & trolley ranges and ceiling suspension systems.

These are built for single or twin speakers and designed specifically for the make & model of speakers and camera.

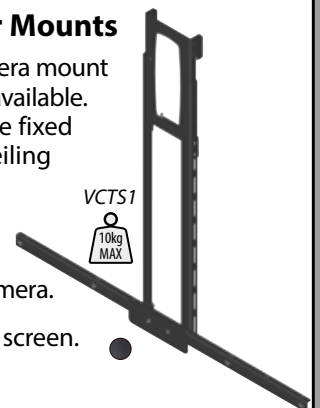
Can be mounted above or below the screen.

Order Code

VCSS1 & VCSS9 Single Speaker + Camera Mount

VCTS1 & VCTS9 Twin Speaker + Camera Mount

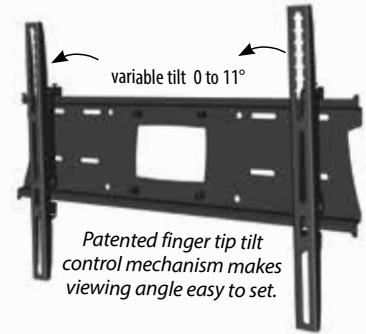
Please state application, make & model of Sound Bar and Camera



pozimount®

Universal screen mount range

- * Double gang aperture and fixing slots
- * Flat & tilt versions, in landscape and portrait, all with screen levelling & optional security kits available
- * Fully adjustable – accommodates wide range of VESA screen options with fixing kit supplied covering M4,M5,M6 & M8
- * Use direct fixed to wall, also fits all stands, wall arms or ceiling mounts in our range



Flat to Wall Version – 30" to 40"

Depth from wall 45mm

Order Code

PZX0 VESA 100 x 100 to 400 x 200

Overall width / height of mount - **465mm x 332mm**

Flat to Wall Version – 33" to 70"

Depth from wall 45mm

Order Code

PZX3 VESA 200 x 200 to 400 x 400

Overall width / height of mount - **540mm x 440mm**

PZX1 VESA 200 x 200 to 600 x 400

Overall width / height of mount - **765mm x 540mm**

(For VESA 800 x 400 order **PZX5**)

(Overall width / height of mount - **870mm x 640mm**)

Flat to Wall Version – 71" to 110"

Depth from wall 50mm

Order Code

PZX9 VESA 1000 x 600

Overall width / height of mount - **1070mm x 700mm**

(PPZX9 Portrait Version also available - same price)

Order Code

PZX10 VESA 1500 x 600

Overall width / height of mount - **1600mm x 700mm**



Tilting Version – 30" to 40"

Depth from wall 55mm

Order Code

PZW0 VESA 200 x 200 to 400 x 200

Overall width / height of mount - **465mm x 332mm**

Tilting Version – 33" to 57"

Depth from wall 55mm

Order Code

PZW3 VESA 200 x 200 to 400 x 400

Overall width / height of mount - **540mm x 440mm**

PZW1 VESA 200 x 200 to 600 x 400

Overall width / height of mount - **765mm x 540mm**

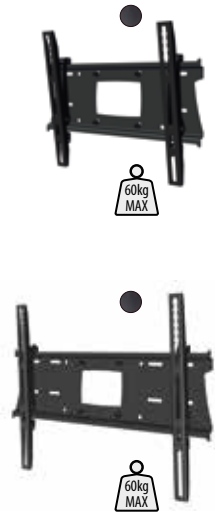
Tilting Version – 58" to 70"

Depth from wall 65mm

Order Code

PZW8 VESA 200 x 200 to 600 x 400

Overall width / height of mount - **700mm x 536mm**



Pozimount – Portrait

For screens – typically from 40" to 70" VESA 400 x 400 to 400 x 600

Flat to Wall Version

Order Code

PPZX2 depth from wall 45mm

Overall width / height of mount - **465mm x 700mm**

(For VESA 200 x 200 to 400 x 400 use PZX3)

Tilt Version (intended for column suspension mounting - add column adapter PS7, column & ceiling plate).



Video Conference Camera Mounts

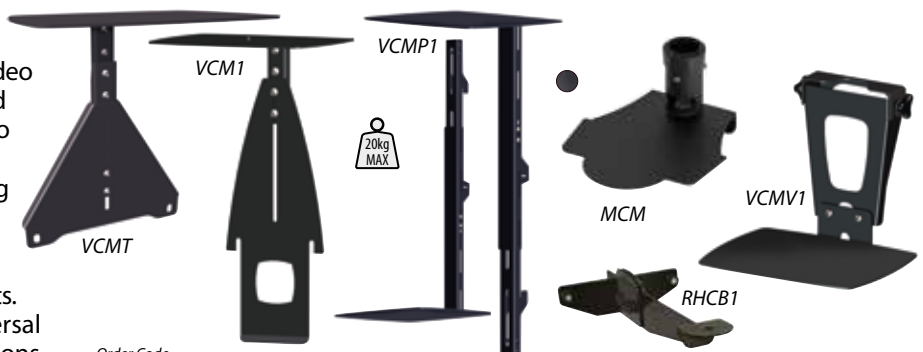
Video Conference Camera Mounts

We have been designing and manufacturing video conference camera mounts for many makes and models for many years. These units allow video conference cameras or any small item to be fixed to our stands & trolley ranges and ceiling suspension systems where a screen is used.

There are a number of models that slot into our screen mount 150 x 150mm fixing arrangements. Other models hook onto the rails of our universal mount range providing options for all installations.

The models listed here have a 360(w) x 260(d)mm standard platform and we have a huge range of custom sizes specific to camera make & model.

Can be mounted above or below the screen.



Order Code

VCM1 Screens 57 - 70

VCMT Screens 71 - 110

VCMP1 Universal Mounts

MCM Ceiling Suspension Mounts

Specialist Camera Mounts

Order Code

VCMV1 Vertislide Only

RHCBI Twin screen 'Blade Style'

For custom camera platforms please provide make & model – Call us for details

Installation Components

Standard colour black – also available in white



Has cable entry



Standard Ceiling Plate

Use with any column length for suspension of projectors & single screens up to 57".

Order Code Plate holes mm
CP1 120 x 120



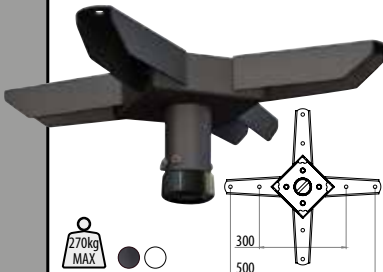
Has cable entry



Large Ceiling Plate

For long column or heavy installations typically up to 70" or twin 57" screens.

Order Code Plate holes mm
CP2 240 x 240



Gantry Ceiling Plate

Primarily for spider gantry units (See Page 35). Has internal safety mechanism that allows limited movement of suspension column to protect ceiling fixings.

Order Code Plate holes mm
CP5 300 x 300 & 500 x 500



Has cable entry



Anti-Vibration Ceiling Plate

Internal damping system provides floating action to reduce vibration from above. plate holes 120 x 185mm

Order Code Plate holes mm
CPAV1 120 x 185



Has cable entry



Tube Clamp

For suspending screens from lighting gantries, show stands or other structures. Screens up to 57".

Order Code
TM05 for 50mm tubes



With safety hook

Has cable entry




Truss Clamps

For suspending screens and projectors from standard truss.

– fits truss 40 - 55mm dia

Order Code
CT1 up to 57" screens
CT2 with safety hook

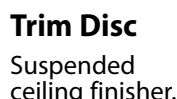


Column Coupler

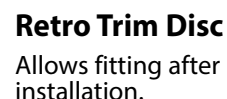
To enable columns with 'through bolt' holes to be joined together for vertical suspension. Coupler conceals neatly within column.

Order Code
CC

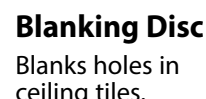
Note: For ceiling suspension use only



Suspended ceiling finisher.
Order Code
TD1



Allows fitting after installation.
Order Code
TDRF



Blanks holes in ceiling tiles.
Order Code
TDB1



Has cable entry

PS5



Back-to-Back Single Suspension Adapter

Single column mount adapter for Pozimount and Xactmatch mounts when used for ceiling suspension.

Order Code
PS5 up to 70"



Has cable entry



Column Tilting Adapters

Use with Pozimount and Xactmatch mounts when ceiling suspended.

* Variable tilt to 15°
* Back to Back version available

Order Code
PS7 Single Column
PS9 Twin Column



PS3U1



Single Column Adapters

Use in conjunction with Pozimount and Xactmatch mounts to position screens vertically on columns. Can also be used for fixing single columns to walls.

Order Code
PS3U1 As illustrated, for screens 33"-70"
PS5T Back-to-Back version



Has cable entry



PS6U1

Floor to ceiling Column Coupler

For mounting screens on two part columns.

Order Code
PS6U1 for screens - 33" to 70"
PS6UT1 Back-to-Back version



We also offer non standard lengths per cm

	Chrome finish	Stainless Steel
mm	Order Code	Order Code
500	500	500SS
1000	1000	1000SS
1500	1500	1500SS
2000	2000	2000SS
2500	2500	2500SS
3000	3000	3000SS


Safety 'through bolt' holes must be used for suspension applications



Compact Bolt Down Bases

Offer minimal base footprint for fixed screen stands. M10 floor bolts (not supplied) fully recess into base. Trim caps complete the installation.

Order Code mm
ESF Single – 290w x 240d
VSF Twin – 400w x 300d
AVF Twin – 150mm centres



Stub Column Ceiling Plate

Useful in low headroom situations. Allows direct connection of Unicol PSU projector mounts etc.

Order Code Plate holes mm

CP3 120 x 120

CP4 240 x 240



Tilting Ceiling Plate

For sloping or 'out of level' installations. Projectors & single screens up to 57".

Order Code Plate holes mm

CP6 120 x 120



Girder Clamps

For girders 75–250mm and 75–350mm wide. Adjust from level to extreme angles of tilt.

Order Code Span mm

GC25 250

GC35 350

Wider span versions available.




Twin Ceiling Plates

For suspension of screens over 50" & floor to ceiling column installations using floor plates FP8 (see below). CP9 360° swivel version also listed.

Order Code Version Plate holes mm

CP8 Standard 220 x 180

CP9 Swivel 240 x 240




Pipe Clamps

Available in a wide range of sizes. Please state pipe diameter when ordering.

Typical mount for 75 - 300mm pipe shown.

Order Code

TM530



Pillar Clamps

We manufacture these clamps in a wide range of sizes for circular pillars.

Order Code

VCC1 Single Arm

VCC2 Double Arm

(Triple-arm versions available - Call for details)



Safety Locking Ring

Necessary at the lower end of any ceiling suspension installation using column mounted components, where safety 'through bolts' are absent.

Order Code

LR



Single Suspension Adapters

Single column mount adapter for Pozimount and Xactmatch mounts when used for ceiling suspension.

* 360° swivel

Order Code

PS1 Single column - up to 70"



Twin Column Back-to-Back Suspension Adapter

We advise the use of Twin Column suspension for large / heavy back to back installations or screens which may be subject to stress or wind loads.

Order Code

PS4 Twin column - up to 70"

PS43030 Twin column - up to 110"



Twin Column Suspension Adapter

Twin column mount adapter for Pozimount and Xactmatch mounts when used for ceiling suspension.

Order Code

PS12 Twin column - up to 70"

PS123030 Twin column - up to 110"



Twin Column Adapters

Use in conjunction with Pozimount and Xactmatch mounts to position screens vertically on columns. Can also be used for fixing twin columns to walls.

Order Code

PS3V1 Twin column - 33" to 70"

PS8 Back-to-Back version




Twin Column Floor to Ceiling Couplers

For mounting screens on two part columns.

Order Code

PS6V1 VS Range - 33" to 70"



Floor to Ceiling Base Plates

In single or twin column versions. Columns locate securely over bushes to give neat appearance.

Order Code

FP1 Use with CP1 (see page 22)

FP8 Use with CP8 (see above)

Custom Made Accessories

We offer a service in making all kinds of special or non-standard accessories – Call us when planning your next installation.



Trade Packs for screen suspension

These 'package priced' kits offer ease and convenience for specifiers and installers, combining the necessary ceiling plate, column & universal tilting mount for a typical installation.

Three column lengths are listed to suit different ceiling heights. Trade Packs consist of ceiling plate, column & mount(s).

Note: All white versions are now available, including columns up to 2m – Please call for details.



Single Column Screens up to 70"

Order Code

KP110CB with 1m column

KP120CB with 2m column

KP130CB with 3m column

Single Screen Trade Packs



Twin Column Screens up to 70"

Order Code

KPT110CB with 2x1m columns

KPT120CB with 2x2m columns

KPT130CB with 2x3m columns



Twin Column Screens up to 110"

Order Code Using PZX9 – 1000 x 600 VESA

KP920CB with 2x2m columns

KP930CB with 2x3m columns

Order Code Using PZX10 – 1500 x 600 VESA

KP1020CB with 2x2m columns

KP1030CB with 2x3m columns



Note: KP1 or KPT1 at prefix of code denotes the use of a PZX1 style universal mount. If you prefer to use a PZX3 style mount use the code KP3 or KPT3.

Back to Back Twin Screen Trade Packs



Single Column Screens up to 70"

Order Code

KP110DB with 1m column

KP120DB with 2m column

KP130DB with 3m column



Twin Column Screens up to 70"

Order Code

KPT110DB with 2x1m columns

KPT120DB with 2x2m columns

KPT130DB with 2x3m columns



Twin Column Screens up to 110"

Note: For Back to Back Twin Large Screens please call us.



Wall Arm Trade Packs for VESA 200 x 200 to 600 x 400

Order Code

KPWB

Direct coupled

KP105WB with 50cm suspension column

KP110WB with 1m suspension column

* (please see note below – smaller size mount options)



KPWB



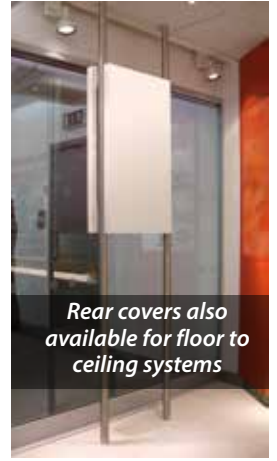
* **Note:** The above Trade Packs use PZW1 style mounts. Smaller PZW3 style mounts (P21) for VESA 200 x 200 to 400 x 400 are also available at same price – Call for details.



Floor to Ceiling and Floor to Wall Systems


- * Single sided and back to back screen versions
- * Cable management within column uprights
- * Floor to ceiling and floor to wall options

Below are three standard methods of floor to ceiling / wall installation. Select any of the trade kits listed (for nominal ceiling heights of 4m). If the kits do not meet your needs order in component form as required. To enable adjusting heights of screens at installation, long column lengths can be ordered separately with standard adapters. If services are from the floor use ESF or AVF floor plates (Page 22) for cable management.



Rear covers also available for floor to ceiling systems

Single Column



Floor to Ceiling Single Column Kits:


Order Code

- FCUS3** up to 70" - single screen
FCUD3 up to 70" - back to back

Floor to Wall Single 2m Column Kit:

- FWUS3** up to 70" - single screen

Twin Column



Floor to Ceiling Twin Column Kits:

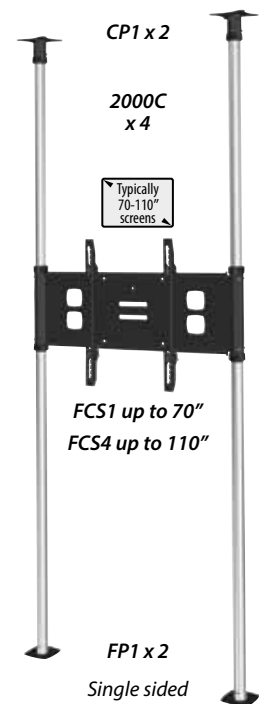
Order Code

- FCAS1** up to 70" - single screen
FCAD1 up to 70" - back to back
FCAVM optional set of In-fill panels

Floor to Wall Twin 2m Column Kit:

- FWAS1** up to 70" - single screen
FWAVM optional set of In-fill panels

Goal Post Style for Large Screens



Floor to Ceiling 'Goal Post' Style Kits:

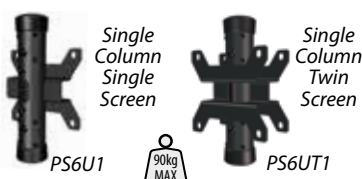
Order Code

- FCGS1** up to 70" - single screen
FCGD1 up to 70" - back to back
FCGSH up to 110" - single screen
FCGDH up to 110" - back to back

Floor to Wall 'Goal Post' Style Kits:

- FWGS1** up to 70" - single screen
FWGSH up to 110" - single screen


Floor to Ceiling Adapters



Screen mount adapters with integral cable management.

Order Code

- PS6U1** Single Screen
PS6UT1 Twin Screen



Twin column version with integral cable management.

Order Code

- PS6A1** Single Screen
PS8A1 Twin Screen

Floor to Wall Adapters & Fixing Brackets



Screen mount adapters for single & twin column use.

Order Code

- PS3U1** Single Column
AV2 Twin Column

Wall fixing brackets for single & twin column use.

Order Code


- CTS** Single Column
CTT150 Twin Column

UNICOL PANARM™

Range of Swivel Arms

All steel, lasting quality, user adjustable joint tensioning, full swivel & tilt plus screen levelling

SSV Dual
Arm Shown



EU Registered Design

Compact Single & Dual arms for screens up to 32 inch

The extra versatility of our dual arm units provide increased viewing flexibility – good also in alcoves or corner situations. Unit folds 77mm to wall and reaches 460mm fully extended. Mount plate fits all small screen VESA sizes, has tilt to 10 degrees plus screen levelling fine adjustment.

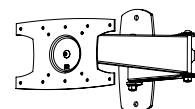
Order Code

SRV Single Arm – Fits VESA 75 x 75, 100 x 100, 200 x 100


SSV Dual Arm – Fits VESA 75 x 75, 100 x 100, 200 x 100

Typically
15-32"
screens

20kg
MAX



These heavy duty (35Kg rated) swivel arms are fitted with our Pozimount universal screen mounts. Each arm version (single or dual) is listed with mounts suitable for either standard or small screen / portrait use.



EU Registered Design

HD Single arm for screens up to 57 inch

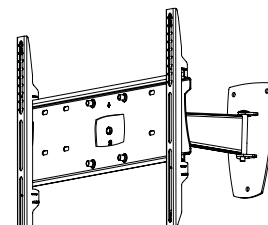
Arm fully extends to 430mm (115mm when folded flat) has full swivel & tilt plus screen levelling feature.

Order Code

PLS1X1 Fits VESA 200 x 200 to 600 x 400
(With Pozimount PZXU for most standard applications)


PLS1X3 Fits VESA 200 x 200 to 400 x 400
(With Pozimount PZX3 for small (32") screens or portrait mounting)

(For full Pozimount details see page 21)



Typically
33-57"
screens

35kg
MAX



EU Registered Design

HD Dual arm for screens up to 57 inch

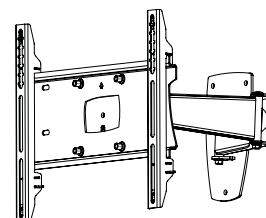
Offers enhanced degree of adjustment for more extreme viewing angles – arm fully extends to 730mm (155mm when folded flat) has full swivel & tilt plus screen levelling feature.

Order Code

PLA1X1 Fits VESA 200 x 200 to 600 x 400
(With Pozimount PZXU for most standard applications)

PLA1X3 Fits VESA 200 x 200 to 400 x 400
(With Pozimount PZX3 for small (32") screens or portrait mounting)

(For full Pozimount details see page 21)



Typically
33-57"
screens

30kg
MAX

HD "Parallel Action" Dual arm for screens up to 110 inch

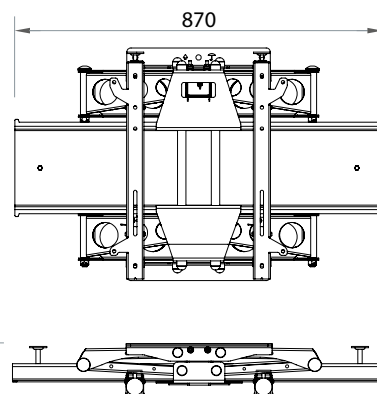
Robust construction for screens up to 130kg. Able to swivel left or right as well as track in and out in a parallel manner where its use in alcoves (but not exclusively) works particularly well.

Unit fully extends to 535mm. 126mm when closed. Comes complete with fine adjustment features for accurate screen positioning and has a cord release latch for locking when closed. Adjustable stops are included on the screen arms to prevent screens being pushed in at the sides – particularly useful when using touch screens.

Order Code

PLA4 Fits VESA 400 x 400 - 900 x 600
(Comes with fully adjustable arms)

Please provide us with the make and model of your screen.



Typically
71-110"
screens

130kg
MAX

UNICOL Wall Arm System

Wall suspension for screens, projectors, Guardboxes etc.

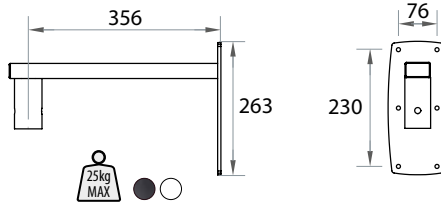
These standard wall arm units are designed for use with any of our screen or projector mounts, Guardboxes etc.

We manufacture two versions; WB1 allows direct connection of mount (using PS1 suspension adapter) and WB2 as a suspension column version. Wall arms can be fitted with any Unicol screen or projector mount listed in this catalogue.

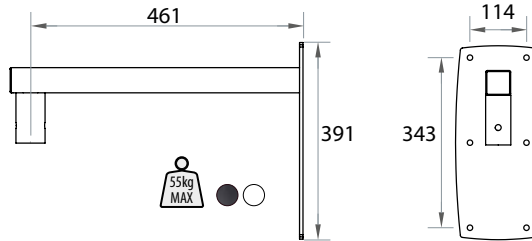
See pages 20 & 21 for screen mounts and page 23 for PS1 adapter.



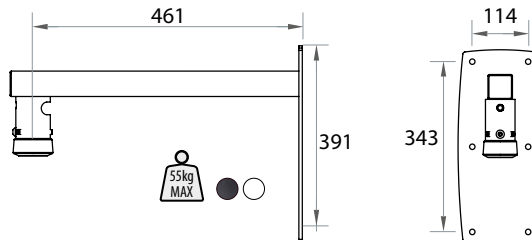
Order Code
WB0 Peg
WB02 Socket



Order Code
WB1 Peg



Order Code
WB2 Socket



Other arm lengths (mm) are available – Call us for details.

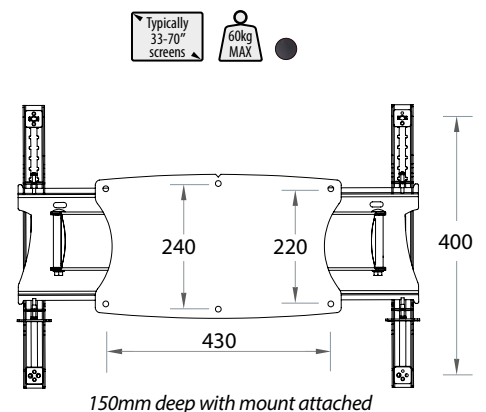
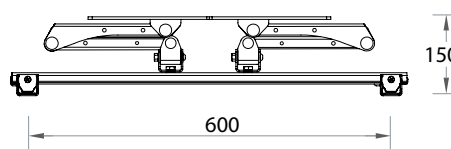
HD "Parallel Action" Dual arm for screens up to 70 inch



Robust construction for screens up to 60kg. Able to swivel left or right as well as track in and out in a parallel manner where its use in alcoves (but not exclusively) works particularly well.

Unit fully extends to 520mm. 150mm when closed. Adjustable tilt built in.

Order Code
PLA2XU Fits VESA 300 x 300 to 600 x 400
(Comes with Pozimount PZXU)





Outdoor Housings for up to 86" screens

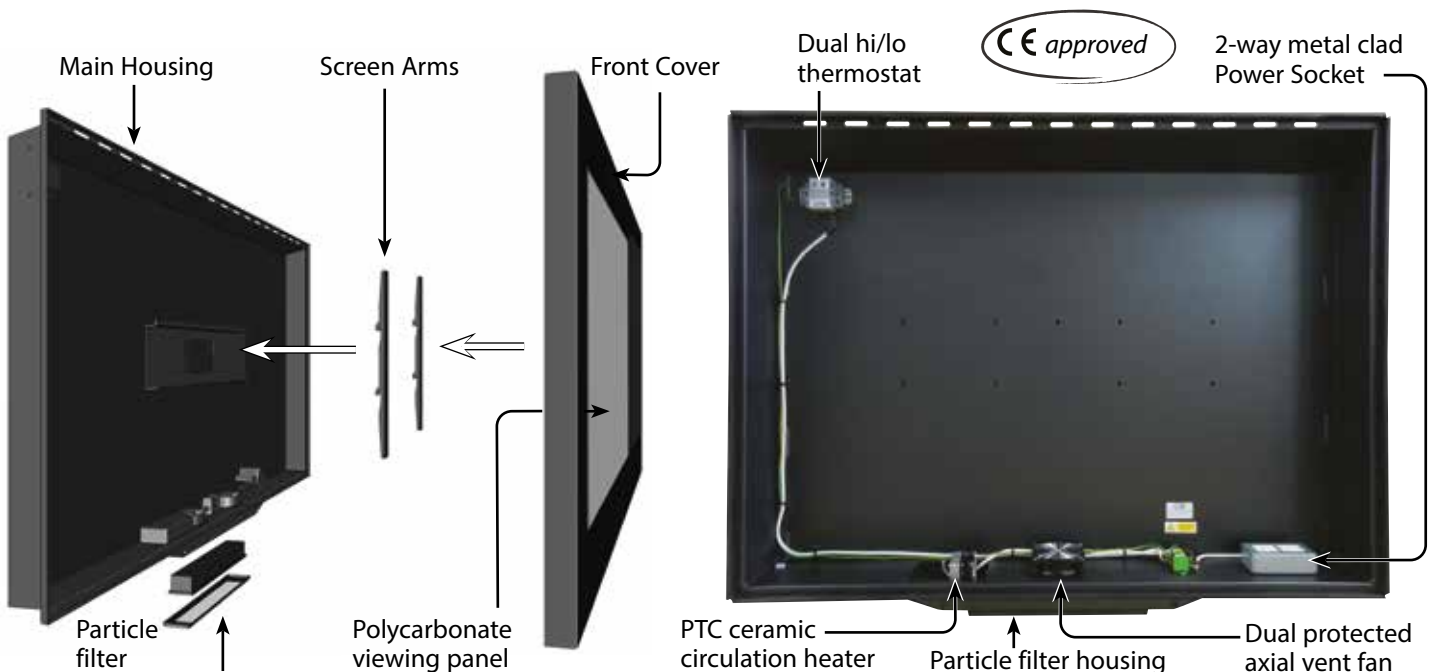
UNICOL pioneered the development of outdoor housings and has unrivalled experience in this specialised field. Our well proven range of housings go from small screen monitors used in harsh environments right up to the latest 80inch large format screens.

All are constructed in 1050 grade aluminium and utilise high quality temperature control components within. Screen viewing panels in impact resistant polycarbonate are incorporated as standard. Toughened or laminated glass is also available as an option.

For the Technical – housings all feature the following:

— In Landscape or Portrait —

- * Tailor made for perfect screen fit every time
- * Wide range available – 32" to 86" screens
- * IP53 rated with vandal resistant screen
- * Corrosion free for long life in all weathers
- * Light weight aluminium construction
- * Wall, ceiling or back-to-back mountable
- * Thermostatic internal heating & cooling
- * User replaceable cartridge air filtration



Order Code

ODH0 Square Corners – 30" to 32"

ODH1 Square Corners – 33" to 57"

ODH2 Square Corners – 58" to 70"

Order Code

ODH3 Square Corners – 80"

ODH4 Square Corners – 86"

Anti-reflective screen – additional price

- * Slimline screens have enabled us to manufacture these housings in our new slimline style. These will always be supplied where the screen depth allows. – Please call us for confirmation if needed.



Protective Covers for up to 70" screens

Screen Protective Covers

5mm thick, clear, anti-shatter screen with a metal bezel provides a durable front cover for screens.

Two landscape versions are available, one that clips to the screen (square corners only), the other attaches to the wall (square & rounded corners available). For portrait versions use order code PCP instead of PCL below. Anti-reflective screens also available.

We can supply bespoke versions in branded colours including logos.
– Call for details.

Landscape clip-on (square corners)

(Screen mount required with these units)

Order Code	Minimum 5mm screen bezel
PCL0	Clip-on - 15" to 32"
PCL1	Clip-on - 33" to 57"
PCL2	Clip-on - 58" to 70"

Landscape wall mounted (square or rounded corners)

(Screen mount included with these units)

Order Code	Square corners
PCL5	Wall mounted - 15" to 32"
PCL7	Wall mounted - 33" to 57"
PCL8	Wall mounted - 58" to 70"

Order Code	Rounded corners
PCL10	Wall mounted - 15" to 32"
PCL11	Wall mounted - 33" to 57"
PCL12	Wall mounted - 58" to 70"

Anti-reflective screen – additional price

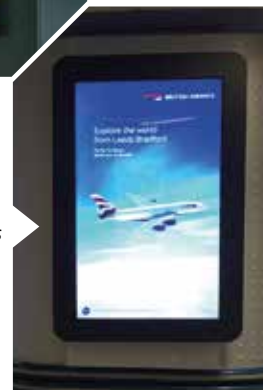


Typical landscape clip-on version with square corners



Portrait wall mounted Cover PCP7 with standard square corners. (bespoke screen branding retained) – Heathrow Airport T5

Portrait wall mounted Cover PCP11 with rounded corners London City Airport



Tesco Stores

Rear Covers

We design and manufacture custom made rear covers for a wide range of screen sizes. These enhance any installation and provide a neat appearance enabling cables & connections to be hidden when screens are installed in open areas.

Full screen versions or partial covers to enclose only the cables & connections are available.

Order Code	
BCW1	Full covers - screens 33" to 57"
BCW2	Full covers - screens 58" to 70"



Call us for details quoting make & model of screens being installed



Birmingham Bullring

The UNICOL Difference

Why our outdoor housings and covers look so good and work so well is because each one is tailor made to perfectly fit the screen of your choice. Our dedicated Oxford manufacturing facility enables us to do this, with all Outdoor Housings made in durable corrosion proofed aluminium for long term good looks.

All offered with a reliable delivery service – **a perfect result delivered on time!**

obelisk™

Obelisk Digital Signage System

Our well proven and most adaptable range of display enclosures. These are designed around our standard UNICOL chrome, or optional stainless steel columns, to provide the widest choice of installation needs. All are available in free standing, floor-fixed and floor to ceiling versions. Custom options available including floor to ceiling multi-screen and landscape configurations.



- * Single or back-to-back displays
- * Easy to assemble and install
- * Wide choice of screen options
- * Laminated glass option
- * Polycarbonate screen cover option
- * Analytic Camera mount option
- * POS Shelf options available
- * Space for players and PCs
- * Branding options available
- * Colours in Sinterflex Black
- * Other colour finishes available
- * Rapid turnaround on orders

Free Standing Kiosk

Single sided and back to back versions available.

Single Sided		Back to Back
Screen Size	Order Code	Order Code
30 - 39	KTC3FS	KTC3FSB
40 - 49	KTC4FS	KTC4FSB
50 - 59	KTC5FS	KTC5FSB
60 - 69	KTC6FS	KTC6FSB
70 - 79	KTC7FS	KTC7FSB

Bolt Down Kiosk

Single sided and back to back versions available.

Single Sided		Back to Back
Screen Size	Order Code	Order Code
30 - 39	KTC3BD	KTC3BDB
40 - 49	KTC4BD	KTC4BDB
50 - 59	KTC5BD	KTC5BDB
60 - 69	KTC6BD	KTC6BDB
70 - 79	KTC7BD	KTC7BDB

Freestanding Totem

Single sided and back to back versions available.

Single Sided		Back to Back
Screen Size	Order Code	Order Code
30 - 39	KTC3FST	KTC3FSTB
40 - 49	KTC4FST	KTC4FSTB
50 - 59	KTC5FST	KTC5FSTB
60 - 69	KTC6FST	KTC6FSTB
70 - 79	KTC7FST	KTC7FSTB

Floor to Ceiling Enclosure

Single sided and back to back versions available.

Single Sided	
Screen Size	Order Code
30 - 39	KTC3FC
40 - 49	KTC4FC
50 - 59	KTC5FC
60 - 69	KTC6FC
70 - 79	KTC7FC

Back to Back	
Screen Size	Order Code
30 - 39	KTC3FCB
40 - 49	KTC4FCB
50 - 59	KTC5FCB
60 - 69	KTC6FCB
70 - 79	KTC7FCB

Bolt Down Totem

Single sided and back to back versions available.

Single Sided		Back to Back
Screen Size	Order Code	Order Code
30 - 39	KTC3BDT	KTC3BDTB
40 - 49	KTC4BDT	KTC4BDTB
50 - 59	KTC5BDT	KTC5BDTB
60 - 69	KTC6BDT	KTC6BDTB
70 - 79	KTC7BDT	KTC7BDTB



– Call us for details



edgeline™

Edgeline Digital Signage System

An alternative design choice with hollow box section support uprights, which provide additional cable management and enhanced design appeal.

Favoured by many corporate and retail specifiers. The Edgeline range is noted for its distinctive appearance which fits well with current design trends. Choose from a variety of available configurations; Free Standing versions with either open or enclosed lower sections. Bolt down versions are also available where permanently fixed signage is more appropriate. Double sided screen versions are also available.



Free Standing Kiosk

Single sided versions available.

Screen Size Order Code

30 - 39 **EKTC3FS**

40 - 49 **EKTC4FS**

50 - 59 **EKTC5FS**

60 - 69 **EKTC6FS**

70 - 79 **EKTC7FS**

Free Standing Totem

Single sided versions available.

Screen Size Order Code

30 - 39 **EKTC3FST**

40 - 49 **EKTC4FST**

50 - 59 **EKTC5FST**

60 - 69 **EKTC6FST**

70 - 79 **EKTC7FST**



Bolt Down Kiosk

Single sided versions available.

Screen Size Order Code

30 - 39 **EKTC3BD**

40 - 49 **EKTC4BD**

50 - 59 **EKTC5BD**

60 - 69 **EKTC6BD**

70 - 79 **EKTC7BD**

Bolt Down Totem

Single sided versions available.

Screen Size Order Code

30 - 39 **EKTC3BDT**

40 - 49 **EKTC4BDT**

50 - 59 **EKTC5BDT**

60 - 69 **EKTC6BDT**

70 - 79 **EKTC7BDT**



Edge-Line – for Double Sided Screens

Designed for double-sided screens such as the Samsung OMN-D 46" & 55" displays, this clean faced design enhances contemporary interiors. Available in freestanding or bolt down versions

Double Sided Screens

Screen Size	Type	Order Code
46	Freestanding	ODS46FS
46	Boltdown	ODS46BD
55	Freestanding	ODS55FS
55	Boltdown	ODS55BD

Please specify colour, screen make and model when ordering. Other screen sizes available upon request. Examples shown in non-standard Sinterflex White.



* For custom versions please call for details. (Larger screen versions are possible).

ADAPTA-WALL®

Patent Pending Registered Design

The installer friendly Pop Out mount loaded with innovative features.

* With standard 'Push to close - Push to open' action. Also available with remote latching system where closure with no screen contact in the case of ultra thin displays is required.

* For screens up to 45Kg with fixings; VESA 200 x 200 to 800 x 400mm.

* Full screen adjustment in all planes.



* Accurate horizontal / vertical centre line marks on all back plates for easy set up.

* For direct wall fixing or use with our video wall structure components for ceiling, floor to ceiling or floor to wall applications.

* Optional 'pull cord' security feature prevents unauthorised 'Pop out' operation in public areas or any situation required.



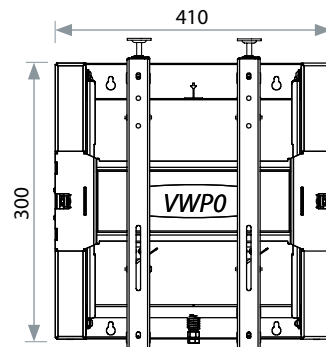
70mm –
220mm –

Compact Version

Order Code
VWP0

The compact size of this version is for screens up to 40" and covers VESA sizes 100 to 300mm Comes complete with fine adjustment features for accurate screen positioning.

Wall Plate dims: 410w x 500h
Fits VESA: 100 x 100mm 200 x 200mm 300 x 200mm



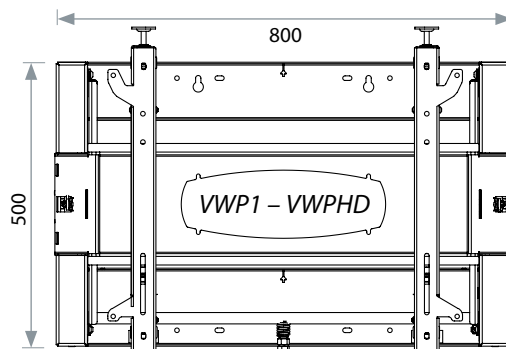
103mm –
350mm –

Standard Version

Order Code
VWP1

All Adapta-Wall mounts come with a wide range of VESA fixing sizes, complete with fine adjustment features for accurate screen positioning.

Wall Plate dims: 800w x 500h
Fits VESA: 300 x 300mm 400 x 400mm 600 x 400mm



For screens with VESA 800 x 400mm fixing points a stretched version, VWP3 is available.



103mm –
350mm –

Heavy Duty Version

Order Code
VWPHD

This version is ideal for single screens mounted in recesses. It has all the characteristics of the standard version but carries heavier screens up to 80kg.

Wall Plate dims: 800w x 500h
Fits VESA: 300 x 300mm 400 x 400mm 600 x 400mm



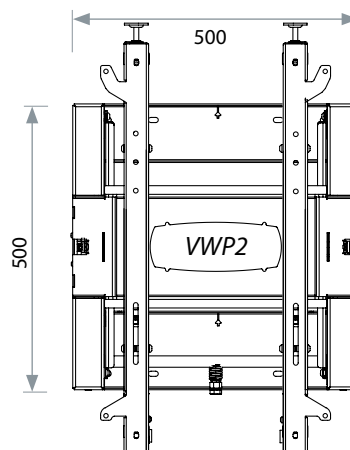
103mm –
350mm –

Portrait Version

Order Code
VWP2 VESA 400 x 600
VWP4 VESA 400 x 400

The compact (500mm) width of this version allows use of screens in portrait mode. The two models listed have the same back plate but come with two different sets of arms to cover a wider range of VESA fixings.

Wall plate 500w x 500h
VWP2 – Fits VESA 400 x 600mm VWP4 – Fits VESA 400 x 400mm



All versions can be wall fixed or used with our Adapta-Wall structure system fittings below. For ceiling suspension use (Quad) 4 column parts, (locking rings must be used – P23). For floor to ceiling / wall, use (Twin) 2 column parts.

Ceiling, Wall & Floor Plates

Order Code
VWPA10 Quad Ceiling Plate
VWPA11 Quad Floor Plate

Order Code
VWPA2 Twin Ceiling Plate
VWPA4 Twin Floor Plate
VWPA9 Wall Plate

Mount U-Clamps (set of 4)

Order Code
VWPA5 Fits mounts to columns

Quad Tie Brace Units (pair)

Connects vertical & horizontal columns.
Order Code
VWPA1 Tie brace units (pair)

Free Standing Video Walls & Roller Trak



Free-standing video wall system

Ideal for situations when quick, easy and accurate assembly is required such as hire and retail, where regular change is inevitable.

This robust modular structure is made of individual mast units that are joined with cross members enabling a 4-high display unit to have infinite width (3-high display units are also available). Cable management runs are catered for and there is adequate space for players or PCs.

Each display fixes to the VWP1 standard 'Push to close - Push to open' video wall mount capable of VESA 200 x 200 to 800 x 400, for displays up to 45kg, (see Page 32). The mount allows for tool-less adjustment in all planes by means of knurled wheels for in-out and up-down movement. Lateral action is achieved by sliding the display smoothly on wheels located in the mount arms.

- * **Robust modular construction**
- * **Easy to assemble and install**
- * **Wide choice of screen options**
- * **Space for players and PCs**
- * **Discreet cable management**
- * **'Push to open' - 'Push to close' mounts**
- * **Tool-less screen adjustment**

– Call us for details

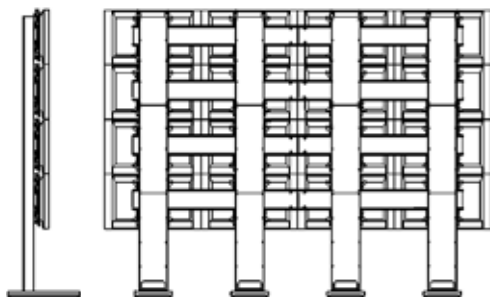
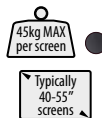


Image shows
3 x 3 wall with
55inch displays.
Illustration shows
4 x 4 wall with
46inch displays.



Shop Window Solutions

Ideal for retail and other applications to enable screens to be tracked in / out & from side to side, thus opening exciting possibilities for window displays, dynamic presentations, servicing needs or just access for screen / store front cleaning.

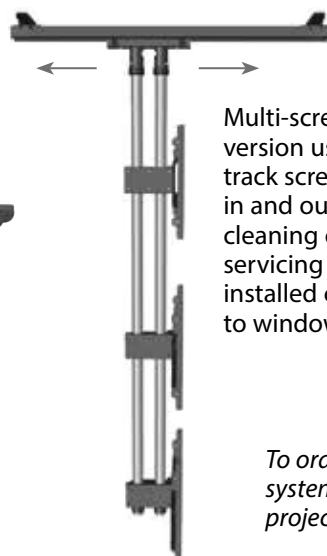
AV Roller Trak system consists of track lengths of standardised design which carry smooth running ball bearing trolley units. Standard Unicol column lengths & screen mounts complete the installation.

- * **Smooth, easy glide operation**
- * **Single or multiple screens**
- * **Wide choice of track lengths**
- * **Swivel or Rotamount options**

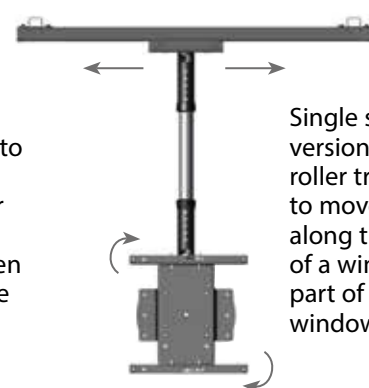
AV Roller Trak™



Typical roller track in window display use



Multi-screen version used to track screens in and out for cleaning or servicing when installed close to window.




Single screen version showing roller track used to move screens along the length of a window as part of a changing window display.

To order – call our technical support team for full system details, options available and advice on any project or installation being considered.

ScreenRail Universal Multi-Display System

ScreenRail™

- * Ceiling Suspended
- * Wall mounted



ScreenRail Multi-Display System


A highly adaptable rail system for mounting screens in-line, in any number. Ideal for Digital Menus, Videowalls & Telepresence, etc. Can be wall mounted and ceiling suspended. ScreenRail system comprises a choice of standard rail modules and a range of screen arms to cover all applications. Back to Back versions also available.

When selecting parts consideration has to be given to screen width & VESA fixing size. The examples of menu boards and videowalls below use **VWA** adjustable arms. We have given these specific codes for ease of ordering but we urge you to check before ordering by providing us with the make & model of your screen. Ceiling suspension examples use 1.5m columns.

Menu Boards

Wall mounted & ceiling suspended.

These kits consist of all parts necessary for fixing screens in line on a wall or ceiling suspending on 1.5 columns.



1 x 3 (wall mounted)

Order Code	Screen	
MBW346	46"	
MBW350	50"	
MBW355	55"	

1 x 4 (wall mounted)

Order Code	Screen	
MBW446	46"	
MBW450	50"	
MBW455	55"	

1 x 3 (ceiling suspended)

Order Code	Screen	
MBC346	46"	
MBC350	50"	
MBC355	55"	

1 x 4 (ceiling suspended)

Order Code	Screen	
MBC446	46"	
MBC450	50"	
MBC455	55"	

Video Wall – Wall mounted

By fixing appropriate rail lengths on a wall a video wall can be assembled. Here are examples of 2x2, 3x3 and 4x4 video walls for leading brand 46", 50" and 55" displays. You should check before ordering by providing us with the make & model of your screen.



2 x 2 Video Wall

Order Code	Screen
MV246	46"
MV250	50"
MV255	55"

3 x 3 Video Wall

Order Code	Screen
MV346	46"
MV350	50"
MV355	55"

4 x 4 Video Wall

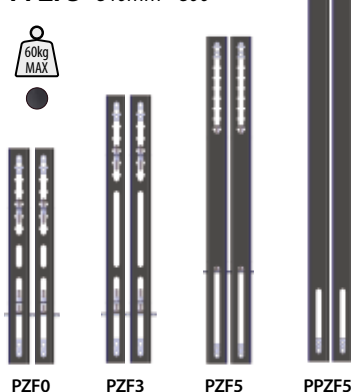
Order Code	Screen
MV446	46"
MV450	50"
MV455	55"



Standard Universal Arms

Pozimount universal mount arms. Supplied with M4, M5, M6 & M8 fixing screws. Arms incorporate 5mm screen levelling feature and are 45mm deep.

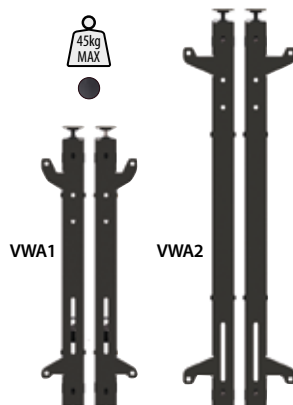
Order Code	length	VESA
PZF0	330mm	200
PZF3	440mm	400
PZF5	640mm	600
PPZF5	840mm	800



Tool-less Fully Adjustable Arms

Feature 15mm in-out adjustment and 15mm of levelling fine adjustment. Side to side adjustment included.

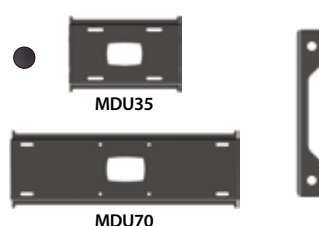
Order Code	VESA
VWA1 Landscape	400
VWA2 Portrait	600



Rail Modules

In 3 standard lengths, all with full interchangeability. Provision for bolting together as required. May be ceiling suspended or direct wall fixed, with or without tilt extension brackets (SR10 / SR20).

Order Code	mm (w - h - d)
MD2U35	350 x 235 x 33
MD2U70	700 x 235 x 33
MD2U140	1400 x 235 x 33



Other lengths of rail are available to order: 450(w), 800(w), 1000(w), 1200(w), 1700(w), 1800(w), 2100(w) – Call for details

Fixed Tilt Stand-off Brackets

Use these optional brackets to provide tilted display whenever required. 10 or 20 degree tilt versions listed.

Order Code	
SR10	10° tilt (pair)
SR20	20° tilt (pair)



Spider Gantries

These ceiling mounted units are available for a wide range of screen sizes incorporating our Pozimount universal tilting screen mounts. The spider style and single column gantry versions have swivel capability and all have cable entry ports for neat installation.

By their very nature all spider style and in-line gantries incorporate parts which are factory made to suit specific requirements but all versions are available on a short turn round basis.

Call our technical support team for advice on any project or installation being considered.

Spider – triple screen unit



* We also manufacture gantries for projectors – Call us for details

Spider – five screen 'pentagon' unit



CP5 Ceiling Mount

Typically 33-57" screens



Spider five screen gantry - illustration shows typical gantry main frame. Add heavy duty column / CP5 ceiling mount (special to these gantries) & screen mounts (pages 20/21).

Order Code

- SG3** 3 screen spider gantry - max weight per screen 50Kg
- SG4** 4 screen spider gantry - max weight per screen 50Kg
- SG5** 5 screen spider gantry - max weight per screen 40Kg
- CP5** Large gantry ceiling mount for use with above (Page 22)



In-line Gantries

Side View



Single sided In-line gantry



Side View



Back-to-back In-line gantry



Typically 33-57" screens

Order Code Bar Length (mm)

- DIG1050** 100-500
- DIG50100** 500-1000
- DIG100150** 1000-1500
- DIG150200** 1500-2000

Order Code

- MSS1** Bolt on socket
- MSP1** Bolt on peg

In-line gantries require MSS1 sockets and MSP1 pegs (above), Single sided require PS1s, Back-to-Back PS5s (Page 22). All require Screen Mounts (Pages 20/21).

Product codes & prices listed are intended as a guide as most gantry installations are 'project driven' with the make/model & number of screens as well as the location already chosen. Call our technical team who have wide experience in advising the necessary mount component 'package' to best meet the needs of your installation.

Slim Profile & Other Mounts

eXcalibur™ Ultra Slim Universal Wall Mounts



- * Only 7.5 millimetres thin!
- * For screens up to 57" (max 35Kg)
- * Fits all of the following VESA sizes: 200x200 / 300x300 / 400x400 / 600x400

Order Code

UTM

with 680mm wall plate

UTM1

with 500mm wall plate

(Caution: Please check that your screen has cabling connections which allow the use of a slim style wall mount and do not protrude excessively from the rear).

Tablet Mounts



Ideal for point of sale, these mounts are suitable for most sizes of tablet.

Can be fitted to a wall or single column stand and encases your tablet in a steel shell offering anti-tamper protection.



Order Code

TBM1

7" to 11" screens, 100 x 100 VESA

TBM2

12" to 15" screens, 100 x 100 VESA



Please provide make & model of Tablet when ordering. PoE adapters can also be accommodated.

Versus Mount Range

As screens become lighter it is only natural to have a mounting system that shows off the virtues of Direct and Edge Lit LED technology.

This range of screen mounts is available in wall, stand or ceiling versions, tilting & non-tilting. The ceiling version is supplied with an adapter to fit a standard column. The trolley version fits directly to a standard PS2 twin column adapter.

The wall version has ample room for services and folds down into a small package for easy stocking. All versions fit the most popular VESA fixing centres.

Ceiling Mount Version

Order Code

VZWC1 0 to 10 degrees tilt

200 x 200, 300 x 300, 400 x 400, 600 x 400

Add ceiling plate & column as required

Wall Mount Version Only

Order Code

VZWW1

flat to wall

VZWW2 0 to 11 degrees tilt

200 x 200, 300 x 300, 400 x 400

VS1000 Trolley Version


Order Code

VZWW1 0 to 10 degrees tilt

200 x 200, 300 x 300, 400 x 400, 600 x 400



Ceiling



Wall



Trolley



Small Screen Mount Range



Slim-Line Wall Mount

- * For displays up to 21"

Order Code

LVC

VESA up to 100 x 100



Clip-On Slim-Line Wall Mount

Easy to use, fits most screens and has concealed security screw.

- * For displays up to 32"

- * VESA 75 x 75, 100 x 100, 200 x 100

Order Code

SVC1

VESA up to 200 x 100

SVC2

VESA only 200 x 200



Lectern style screen mount

For use with touch screens or in show room displays. Tilt angle fully adjustable.

- * For displays up to 32"

- * VESA 75 x 75, 100 x 100, 200 x 200

Order Code

SEV1

VESA up to 200 x 200



Tilting Wall Mount

- * For displays up to 32"

Order Code

STV1

VESA up to 200 x 200

SMV1V

with Swivel & Tilt



Swivel & Tilt Mount


- * For displays up to 21"

- * VESA 75 x 75 and 100 x 100

Order Code

LVB

Swivel & Tilt



Suspension units with swivel & tilt

Use with any Unicol ceiling or wall suspension equipment.

Order Code

SCV1

VESA up to 200 x 200

DCV1

Back to Back version




Universal Sliding Serviceable Cassette Mounts

The Sliding Serviceable Cassette Mount range consists of wall fixed or under desk mounts with vertical, horizontal or folding slotted cassettes that can be populated with AV peripherals.

The VertiSlide Serviceable Cassette Mount range consists of wall fixed screen mounts with vertical or horizontal sliding & detachable slotted racks for mounting AV equipment. There are three models for different screen sizes. The equipment is hidden behind the screen. Depending on the model, in the event of a swap out the rack can be unlocked, slid down or across and detached if necessary. VertiSlide is a universal unit designed for most screens with the rack positioned towards the bottom of the screen.

An under desk version is also available and incorporates a hinged slotted removeable rack for mounting AV equipment such as players etc. When installed the equipment is hidden under the desk but in the event of a swap out the rack can be unlocked, hinged down and detached if necessary to carry out the maintenance. Has easy close counterbalance mechanism.



Horizontal Serviceable Cassette Mount

Order Code

- HTS1** Screens – 71" to 110" max 110kg
VESA - 200 x 200 to 1000 x 600
- HTS2** Screens – 46" to 70" max 60kg
VESA - 200 x 200 to 600 x 400




Vertical Serviceable Cassette Mount

Order Code

- VTS1** Screens – 71" to 110" max 110kg
VESA - 200 x 200 to 1000 x 600
- VTS2** Screens – 46" to 70" max 60kg
VESA - 200 x 200 to 600 x 400

Custom sizes available.
State screen make & model and AV
equipment being fitted when ordering.

Video
conference
camera mount
VCMV1 also
available
See Page 21



Under-Desk Serviceable Cassette Mount

Order Code

UDM1

PC / Player Housings & Racks



Housing inner dimensions
320(w) x 100(d) x 330(h) mm

Screen Mount / PC housing combinations

We manufacture screen mounts incorporating housings for small form factor PCs. These units greatly reduce installation time. Units are listed below incorporating our Pozimount universal mounts in tilting & non-tilting versions.

Custom made, security locking versions & power socket options also available.

Order Code

- PCZW** Universal PC Housing Tilting
- PCZX** Universal PC Housing non-Tilting



State make & model
of screen & PC to be
housed

Typical custom
made units
shown.

UNICOL PSU™

Unicol Projector Suspension Units

Our PSU (Projector Suspension Unit) range covers all makes of projectors. Each mount is specifically designed for the individual projector models listed, supporting the projector either inverted or in a cradle according to manufacturer's recommendations.

Copyright Hilary Lloyd, Photo courtesy of Sadie Coles HQ, London

Direct Fixing

PSU shown



The preferred method of projector mounting. All our PSU mounts are designed to align accurately with the projector mounting holes and take account of cooling or lamp access needs.

All PSU mounts are now available as micro adjustable versions having 2 axis, level & tilt. (See centre panel).

Order Code Max weights shown below:

- PSU1** Standard version (40kg)
- PSU2** Heavy Duty version (70kg)
- PSC** Cradle version (40kg)
- VSU** Vertical aspect version (40kg)
- PPSU** Portrait version (40kg)
- PSM** Micro-adjustable version (40kg)

Trim Disc

Gives a neat finish where columns pass through suspended ceilings.

Order Code

TD1



Cradle Units

PSC shown



An alternative method of projector mounting, either to meet a projector's optical needs or to give protection to projectors when used in 'location to location' or hire circumstances.

Micro Adjustment®

This 2 axis micro adjustment factory fitted option is available for most PSU units and provides a range of precision adjustment in level and tilt.



Registered Design

Retro Trim Disc

Allows fitting after installation for a neat finish.

Order Code

TDRF



PSU Specials



We have a wealth of expertise in the design and manufacture of all kinds of projector suspension units to meet client's special requirements. These include mounts for downward or upward projection, multi-projector units, 3D rigs and one-off projects.

– Call us for your next installation

Blanking Disc

Blanks holes in ceiling tiles from 6mm to 60mm.

Order Code

TDB1



Photos courtesy of Snelling Business Systems

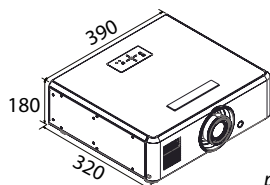
Guardbox Projector Security Cages

GUARDBOX® Anti-theft Enclosures

Constructed from heavy gauge steel and incorporating many innovative features. Five sizes are available covering a wide range of projectors. Each Guardbox incorporates our unique twin bar system, designed to fit into a number of slots for different projector lens positions. Each bar has another bar fitted inside making it virtually impossible to hacksaw through.



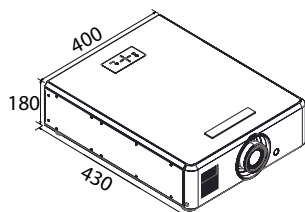
Order Code
PGX



Max
projector
size (excluding
cables)



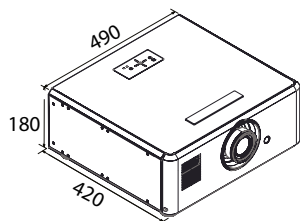
Order Code
PGS



Max
projector
size (excluding
cables)



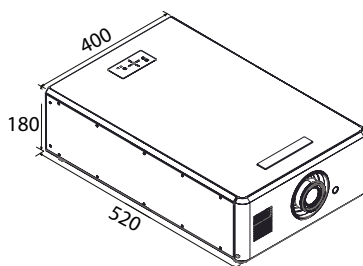
Order Code
PGM




Max
projector
size (excluding
cables)



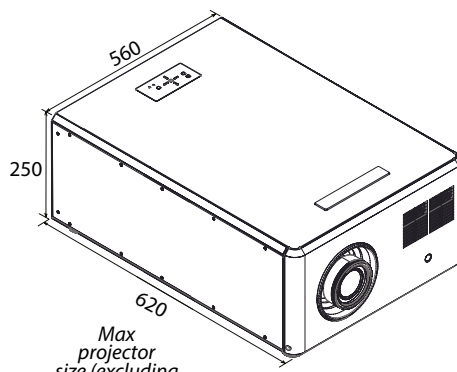
Order Code
PGL



Max
projector
size (excluding
cables)



Order Code mm
PGG 560(w) x 620(d) x 250(h)
PGW 600(w) x 550(d) x 250(h)



Max
projector
size (excluding
cables)



Taglock Kit

As a further aid to security for the Guardbox range, our 'Taglock' Kits are available to provide secondary locking.

Order Code
TLK Comes with padlock



Gyrolock® ~ With Trilok® Docking System

The Trilok docking system uses a standardised 'bayonet style' fitting to carry projector mounting plates made specifically to fit each make & model of projector (a universal version also listed). The docking system allows easy projector set up, removal for routine maintenance and for future model change.

20
Years of
award
winning
design

Over 400,000 sold!

Ceiling Plate
fixing centres:
114 x 114 mm

Standard
GK1 version



Gyrolock
Adapter
Plate

- * Now in white as an option – The GK1 version fits anyway up, ceiling, wall or base fixable
- * Projector locks into Trilok® docking system, using either our dedicated Gyrolock Adapter Plates (GAP) or universal adapter (GAPU)
- * Full tilt & turn adjustment for easy set up
- * Telescopic – for use through suspended ceilings or in any high, low or normal headroom situation
- * Safety rated for projectors up to 20Kg ceiling mounted, 12Kg wall mounted (GK1 only) & 12Kg if using a universal GAP plate (GAPU)



Close ceiling
version



GK1 Wall
mounted



Shown in white
as a no cost option.
Black as standard

Select any of these versions to
suit your headroom needs.

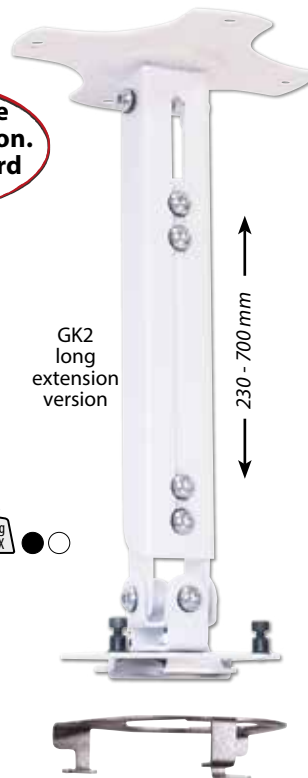
All use the Trilok docking
system and are supplied
with either a dedicated
projector mount (GAP) or
optional universal adapter
plate (GAPU) if compatible.



GKC
close ceiling
version 75mm



GK1
standard
version



GK2
long
extension
version



GK4
column
suspension
version

Close Ceiling Version

Order Code max weight

GKC-GAP 20kg

(Projector adapter plate version
– state projector make & model).

Order Code max weight

GKC-GAPU 12kg

(Universal projector mount version)

Standard Version

Order Code max weight

GK1-GAP 20kg

(Projector adapter plate version
– state projector make & model).

Order Code max weight

GK1-GAPU 12kg

(Universal projector mount version)

Long Extension Version

Order Code max weight

GK2-GAP 20kg

(Projector adapter plate version
– state projector make & model).

Order Code max weight

GK2-GAPU 12kg

(Universal projector mount version)

Column Suspension Version

Gyrolock 'head' complete with
adapter plate (or universal
mount). Needs column and
ceiling plate (see Page 22) to
complete your installation.

Order Code max weight

GK4-GAP 20kg

(Projector adapter plate version
– state projector make & model).

Order Code max weight

GK4-GAPU 12kg

(Universal projector mount version)

Gyrolock® ~ With Universal Mounts

These products are the subject of UK and USA design rights. UK Registered Design 3071575. UK Trade Mark 2244062. US Patent 10/049390.

These universal mounts offer a wide range of adjustment not only to cover widely differing projector screw fixing centres but also allow clearance for contour variations often found in projector design. A universal screw pack to cover most projectors is included.

Shown in white as a no cost option. Black as standard



Gyrolock Standard Universal

Order Code	Height
GKU1	230 to 300mm
GKU2	230 to 700mm

Camera Screw Version

GK0	230 to 300mm
------------	--------------



Gyrolock Compact

Easy installation
Fixed height

Order Code
GKUX



Typical KPR column version universal kit

Gyrolock Long

Adjustable from 700 to 1200mm (suspension only)

Order Code
GKU3
Dedicated GAP version
Order Code
GK3

Column Version Universal Kits

Order Code	Column mm
KPR15CB	500
KPR110CB	1000
KPR120CB	2000
KPR130CB	3000



GK0 camera screw version



GKUT1 truss clamp version



Truss Clamp Version

Universal mount with standard truss clamp fitting.
For all trusses 45 – 55mm dia.

Order Code	Extension mm
GKUT1	230 - 300
GKUT3	700 - 1200

Gyrolock Parts & Accessories



Adapter Plates

Enables changeover whenever replacing projector. State make & model when ordering.

Order Code
GAP



EU Registered Design 00221072-0001

Universal Adapter Plate

Designed to fit most projectors.

Order Code
GAPU



Column Suspension Version

Universal mount for direct column connection. See Page 22 for columns & ceiling plates.

Order Code
GKU4



Gyrolock Trim Disc

Shaped to fit Gyrolock mast. Gives a neat finish to installations through suspended ceilings.

Order Code
GKTD

* For standard column trim discs see page 22.

Single Column Stands & Trolleys


Since 1963 - The original Unicol system of stands & trolleys



Projector Trolley
S/45/PA



General Purpose Trolley
M/24/PB



Lectern
MG/45/PE



Telescopic Trolley
S/2533/PC



Telescopic Trolley
S/3350/TGA



Platforms

In a range of useful sizes.



Order Code	Size mm
PA	300 x 450
PB	450 x 450
PC	450 x 550

Lectern Platform

Fixed reading angle of 15 degrees.



Order Code	Size mm
PE	450 x 450

Tilting Platforms

Fully adjustable from level to 10 degrees.



Order Code	Size mm
TGA	300 x 450
TGB	450 x 450
TGC	450 x 550

Accessory Shelves

Fully height adjustable.



Order Code	Size mm
AP	300 x 300
AD	400 x 400

Bases



Order Code	Size mm
MS	Trolley 400 x 400
MG	Stand 400 x 400

Bases with Jacking Feet



Order Code	Size mm
SS	450 x 550
LS	550 x 650

Standard Columns

Order Code	Length
16	410mm
24	610mm
30	760mm
36	900mm
45	1140mm

Also available with longer inner columns

Telescopic Columns

Order Code	Trolley height range
2533	640 to 840mm
3350	840 to 1280mm

Other Trolleys

Equipment Trolley

Utility trolley with a great many uses to carry medical, laboratory or test equipment. Other platform sizes listed.



Has heavy base with 10cm rubber tyre castors.
Platform 45x45cm
Trolley Height 75cm

Order Code
T1B/24/PB

Base unit available as separate purchase.

Order Code
T1B

Original TC1000 Trolleys

The standard trolley in service with many schools & colleges. Has universal screen mount & equipment shelf. Conversion kit also available for existing trolleys.



Order Code
TC1000



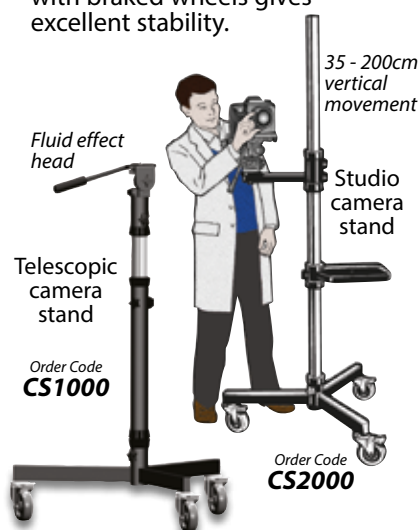
Conversion kit complete

Gives existing TC1000 trolleys a new lease of life. Conversion kit replaces old style TV mount for modern flat screen use.

Order Code
TCK

Camera Stands

Superior to tripods for a great many applications. Solid base with braked wheels gives excellent stability.



Fluid effect head

Telescopic camera stand

Order Code
CS1000

35 - 200cm vertical movement

Studio camera stand

Order Code
CS2000

Parts & Accessories



10cm Castors (Standard – set of 4)

Order Code
C10X4



10cm Heavy Duty Castors (HD braked – set of 4)

Order Code
BC10X4

Please note: Our 10cm Heavy Duty castors (BC104) are bolt fixed for added strength and to prevent swivel as well as rotation of the wheel, they are intentionally not interchangeable with our 10cm (C104) castors.



7.5cm Castors (2 plain / 2 braked – set of 4)

Order Code
C074



5cm Castors (Orbit set of 4)

Order Code
C05X4



Allen Key

Fits Grub Screws & Through Bolts

Order Code
AK316



Safety Through-bolt

Order Code
TB38F



Socket Cap

Order Code
SC



Hand Wheel

Order Code
HW38F



Grub Screw

Order Code
GS38F



Spray Paint

Touch in paint in Sinterflex Black / White or Diamond Silver – 400ml cans.

Order Code

SPB Black

SPW White

SPS Silver



Replacement Lock & Keys

Order Code
LK




Drilling Jig

Installer's cutting and through-bolt drilling jig for columns.

Order Code
CDJ1

Security Devices, Video conference Shelves, Unicol Columns



Screen Security Kit

Use this easily fitted Security Kit with any of our mounts.

The 2200mm tough steel cable system has special fittings which shield access to the screen fixing screws.

Order Code
PSK



Locking Ceiling Plate

Fits standard CP1 ceiling plate shielding the fixings to deter unauthorised removal.

Order Code
CPSC1



TETHERLOC® Gyrolock Anti-theft Kit

Tough steel cable system has special fittings which shield access to the projector fixing screws and link the mount and projector to protected ceiling fixing bolts.

Order Code

GT40 for GK1 (40cm cables)

GT80 for GK2 (80cm cables)

GT130 for GK3 (130cm cables)

Video Conference Camera Wall Shelves

Neat units in glass or metal for wall mounting.

Order Code

WBVC Metal - 350w x 250d

WBVG Glass - size: 500 x 400

WBVG1 Glass - size: 780 x 390

Versions also available for specific video conference cameras and codecs – Call us for details.



Unicol Columns

In standard chrome finish and stainless steel. Also available in colour finishes to special order & unpainted.

In addition to the range of sizes listed we also supply non-standard lengths to special order – Call us for details.

Please note that Safety 'through-bolt' holes must be specified if used for suspension applications.



Standard Chrome Finish
(Order Code suffix 'C' – for ceiling suspension only)

Order Code	Length
500	500
1000	1000
1500	1500
2000	2000
3000	3000



Stainless Steel
(Order Code suffix 'SS')

List above indicates traditional imperial and metric lengths

UNICOL®

Supporting You

Snippets of UNICOL history...



Supporting the AV Industry for Sixty Years

UNICOL Willi-Grasser-Str.15 D-91056 Erlangen +49(0)9131 9405 800 info@unicol.de www.unicol.de

